

# VFLO / Victory US Large Cap Free Cash Flow Index

Index fact sheet as of January 31, 2024

## VFLO Facts

### Ticker

Price Return: VFLO  
Total Return: VFLOT  
Net Total Return: VFLONT

### Index Launch

May 16, 2023

### Base Value

1,000 on December 31, 1999

### Index Calculation

Every fifteen (15) seconds

### Reconstitution Dates

Every 3rd Friday of March, June, September and December

### Rebalancing Dates

Every 3rd Friday of March, June, September and December

### Index Rules

Available at [vettafi.com](http://vettafi.com)

## Portfolio Characteristics

Number of Companies: 50

Company Size by Market Capitalization (millions):

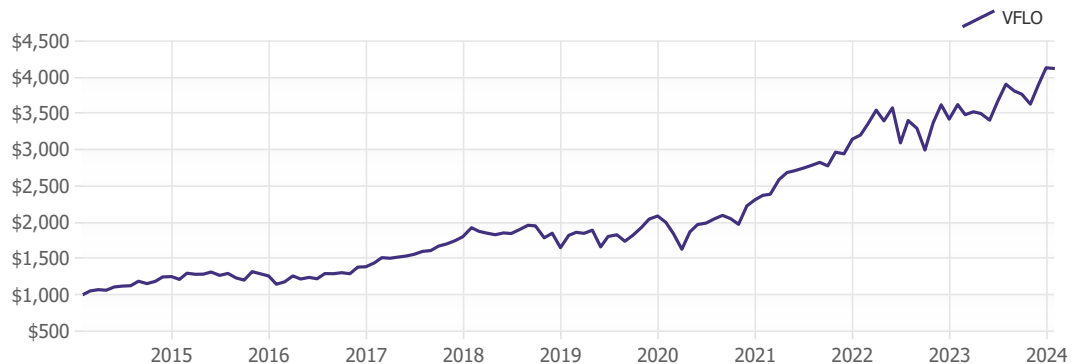
Average: \$58,935  
Median: \$26,917  
Largest: \$411,871  
Smallest: \$10,037

## Performance Data

3 Month: 13.5%  
6 Month: 5.6%  
YTD: -0.2%  
1 Year: 13.7%  
Annualized 3 Year: 20.2%  
Annualized 5 Year: 17.7%  
Annualized 10 Year: 15.2%  
Standard Deviation: 17.6%  
Sharpe Ratio: 0.88

The Victory US Large Cap Free Cash Flow Index measures the performance of US Large Cap profitable companies that exhibit high free cash flow yield and higher growth characteristics. The indices are subject to sector and individual security weight constraints. Constituents are weighted by modified free cash flow yield.

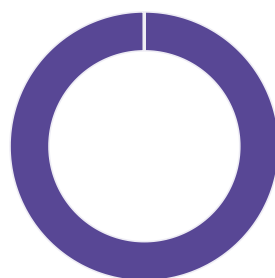
## Performance of \$1,000 invested



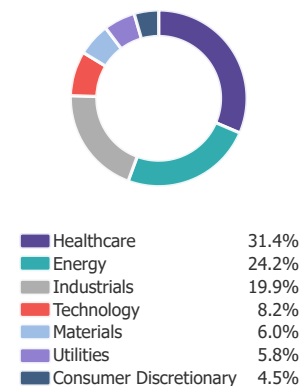
## Top 10 Constituents

Company Name	Sector	Ticker	Index Weight
The Cigna Group	Healthcare	CI	3.4%
QUALCOMM Inc.	Technology	QCOM	3.4%
Pulte Group Inc	Industrials	PHM	3.3%
Vistra Energy Corporation	Utilities	VST	3.3%
Bristol-Myers Squibb Company	Healthcare	BMJ	3.2%
AbbVie Inc.	Healthcare	ABBV	3.2%
Expedia Group Inc	Consumer Discretionary	EXPE	3.0%
CF Industries Holdings Inc.	Materials	CF	2.9%
D.R. Horton Inc.	Industrials	DHI	2.8%
CVS Health Corp	Healthcare	CVS	2.8%
<b>Total:</b>			<b>31.2%</b>

## Market Capitalization



## Sector Weightings



VettaFi, a data, analytics, and thought leadership company, is transforming financial services from an industry to a community — one relationship at a time. In addition to providing interactive online tools and research, VettaFi offers asset managers an array of indexing and digital distribution solutions to innovate and scale their businesses. With billions in assets benchmarked to its indices — and more than 200 customers globally — asset managers look to VettaFi for benchmarks and best-in-class index solutions.

It is not possible to invest directly in an index. Index performance does not reflect the deduction of any fees or expenses. VettaFi does not sponsor, endorse, sell, or promote any investment product linked to or based on the Victory US Large Cap Free Cash Flow Index. Performance is provided on a total-return basis. Correlation is based on monthly data over the trailing 120 month period. Percentage of positive months, standard deviation, value of \$1,000, and Sharpe ratio comparisons are based on monthly data over the trailing 120 month period. The Victory US Large Cap Free Cash Flow Index is the exclusive property of VettaFi, which shall have no liability for any errors or omissions in calculating the Index.