

SNG2500 / S-Network Global 2500 Index

Index fact sheet as of March 29, 2024

SNG2500 Facts

Ticker

Price Return: SNG2500

Total Return: SNG2500T

Net Total Return: SNG2500N

Index Launch

August 02, 2016

Base Value

1,000 on December 31, 1999

Index Calculation

Every fifteen (15) seconds

Reconstitution Dates

Every 3rd Friday of June and
December

Rebalancing Dates

Every 3rd Friday of March, June,
September and December

Index Rules

Available at vettafi.com

Portfolio Characteristics

Number of Companies: 2,490

Company Size by Market
Capitalization (millions):

Average: \$32,430

Median: \$10,593

Largest: \$3,126,133

Smallest: \$139

Performance Data

3 Month: 8.5%

6 Month: 20.8%

YTD: 8.5%

1 Year: 24.5%

Annualized 3 Year: 7.2%

Annualized 5 Year: 11.7%

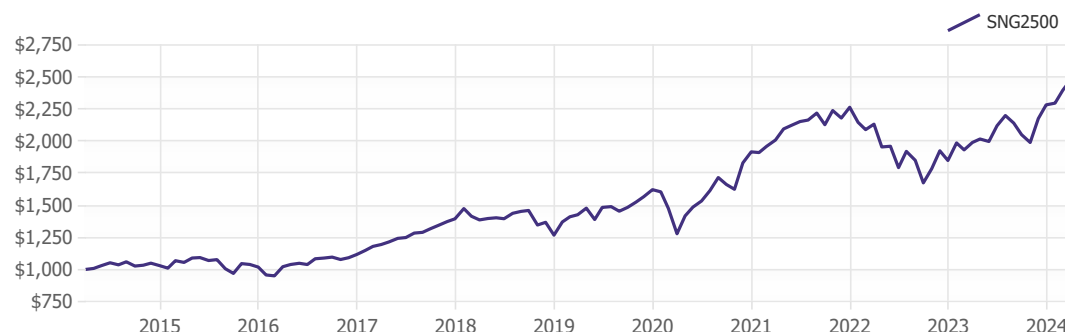
Annualized 10 Year: 9.5%

Standard Deviation: 14.9%

Sharpe Ratio: 0.65

The S-Network Global and World Benchmark Index Families are index families designed to provide accurate coverage of global and world markets. The Global family includes composites of US, Developed International, and Emerging Liquid Indexes and the World family includes composites of US and Developed International Indexes. The S-Network Global 2500 Index is a composite of SN1000, SND1000, and SNX500.

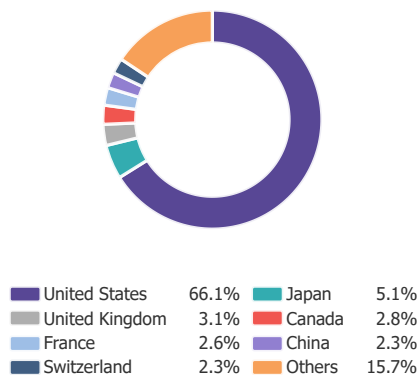
Performance of \$1,000 invested



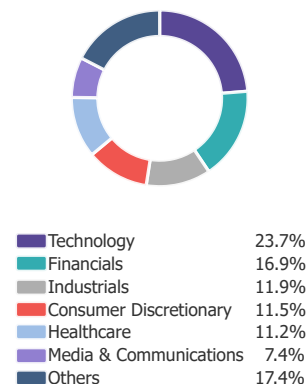
Top 10 Constituents

Company Name	Sector	Ticker	Index Weight
Microsoft Corporation	Technology	MSFT	4.3%
Apple Inc.	Technology	AAPL	3.7%
NVIDIA Corp.	Technology	NVDA	3.0%
Alphabet Inc.	Media & Communications	GOOGL	2.3%
Amazon.com Inc.	Consumer Discretionary	AMZN	2.3%
Meta Platforms Inc	Media & Communications	META	1.5%
Berkshire Hathaway Inc.	Financials	BRK/B	1.1%
Eli Lilly & Co.	Healthcare	LLY	0.9%
Broadcom Inc	Technology	AVGO	0.8%
Taiwan Semiconductor Manufacturing Co.	Technology	2330 TT	0.8%
Total:			20.6%

Country Weightings



Sector Weightings



VettaFi, a data, analytics, and thought leadership company, is transforming financial services from an industry to a community — one relationship at a time. In addition to providing interactive online tools and research, VettaFi offers asset managers an array of indexing and digital distribution solutions to innovate and scale their businesses. With billions in assets benchmarked to its indices — and more than 200 customers globally — asset managers look to VettaFi for benchmarks and best-in-class index solutions. VettaFi owns and administers S-Network Global indexes.

It is not possible to invest directly in an index. Index performance does not reflect the deduction of any fees or expenses. VettaFi does not sponsor, endorse, sell, or promote any investment product linked to or based on the S-Network Global 2500 Index. Performance is provided on a total-return basis. Correlation is based on monthly data over the trailing 120 month period. Percentage of positive months, standard deviation, value of \$1,000, and Sharpe ratio comparisons are based on monthly data over the trailing 120 month period. The S-Network Global 2500 Index is the exclusive property of VettaFi, which shall have no liability for any errors or omissions in calculating the Index.