

SNUSDX / S-Network US Disruptor Index

Index fact sheet as of March 29, 2024

SNUSDX Facts

Ticker

Price Return: SNUSDX
Total Return: SNUSDXT
Net Total Return: SNUSDXX

Index Launch

January 05, 2018

Base Value

1,000 on December 22, 2014

Index Calculation

Every fifteen (15) seconds

Reconstitution Dates

Every 3rd Friday of March, June,
September and December

Rebalancing Dates

Every 3rd Friday of March, June,
September and December

Index Rules

Available at vettafi.com

Portfolio Characteristics

Number of Companies: 120

Company Size by Market
Capitalization (millions):

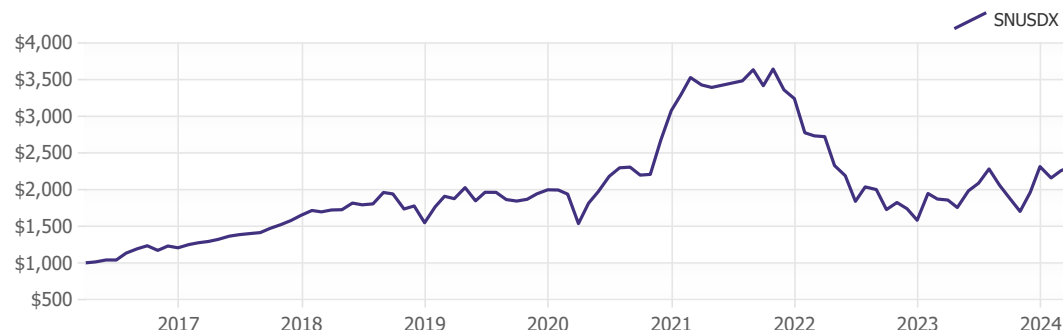
Average: \$2,726
Median: \$1,933
Largest: \$10,898
Smallest: \$72

Performance Data

3 Month: -0.1%
6 Month: 22.4%
YTD: -0.1%
1 Year: 24.4%
Annualized 3 Year: -12.3%
Annualized 5 Year: 4.3%
Annualized 8 Year: 11.0%
Standard Deviation: 27.7%
Sharpe Ratio: 0.47

The S-Network US Disruptor Index is an index of small to mid-cap stocks listed on US stock exchanges that are materially engaged in the field of disruptive technologies, including artificial intelligence, cybersecurity, financial technology, internet of things, and robotics. The index includes both companies that provide disruptive technologies and companies that use disruptive technologies.

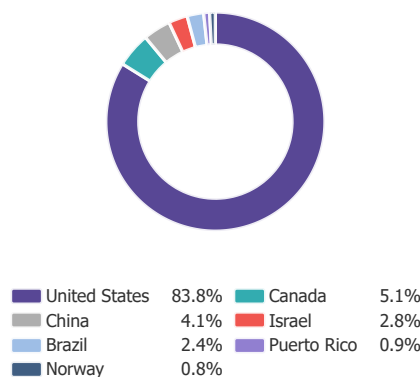
Performance of \$1,000 invested



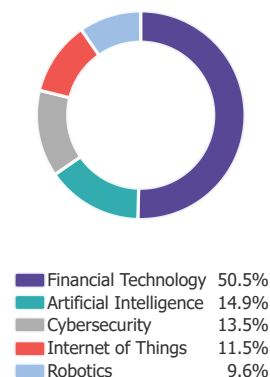
Top 10 Constituents

Company Name	Sector	Ticker	Index Weight
Ouster Inc	Artificial Intelligence	OUST	1.2%
Nuvei Corp.	Financial Technology	NVEI	1.1%
Alarum Technologies Ltd	Cybersecurity	ALAR	1.1%
Ncino Inc.	Financial Technology	NCNO	1.1%
Mitek Systems Inc.	Financial Technology	MITK	1.0%
CS Disco Inc	Artificial Intelligence	LAW	1.0%
Paymentus Holdings Inc	Financial Technology	PAY	1.0%
Mobileye Global Inc	Robotics	MBLY	1.0%
Telos Corporation	Cybersecurity	TLS	0.9%
Cerence Inc	Artificial Intelligence	CRNC	0.9%
Total:			10.3%

Country Weightings



Sector Weightings



VettaFi, a data, analytics, and thought leadership company, is transforming financial services from an industry to a community — one relationship at a time. In addition to providing interactive online tools and research, VettaFi offers asset managers an array of indexing and digital distribution solutions to innovate and scale their businesses. With billions in assets benchmarked to its indices — and more than 200 customers globally — asset managers look to VettaFi for benchmarks and best-in-class index solutions. VettaFi owns and administers S-Network Global indexes.

It is not possible to invest directly in an index. Index performance does not reflect the deduction of any fees or expenses. VettaFi does not sponsor, endorse, sell, or promote any investment product linked to or based on the S-Network US Disruptor Index. Performance is provided on a total-return basis. Correlation is based on monthly data over the trailing 96 month period. Percentage of positive months, standard deviation, value of \$1,000, and Sharpe ratio comparisons are based on monthly data over the trailing 96 month period. The S-Network US Disruptor Index is the exclusive property of VettaFi, which shall have no liability for any errors or omissions in calculating the Index.