

# CEFX / SNET Composite Closed-End Fund Index

Index fact sheet as of December 29, 2023

## CEFX Facts

### Ticker

Price Return: CEF  
Total Return: CEFTR

### Index Launch

January 07, 2010

### Base Value

769.05 on February 17, 2010

### Index Calculation

Every fifteen (15) seconds

### Rebalancing Dates

On last business day of the calendar quarter

### Index Rules

Available at [vettafi.com](http://vettafi.com)

## Portfolio Characteristics

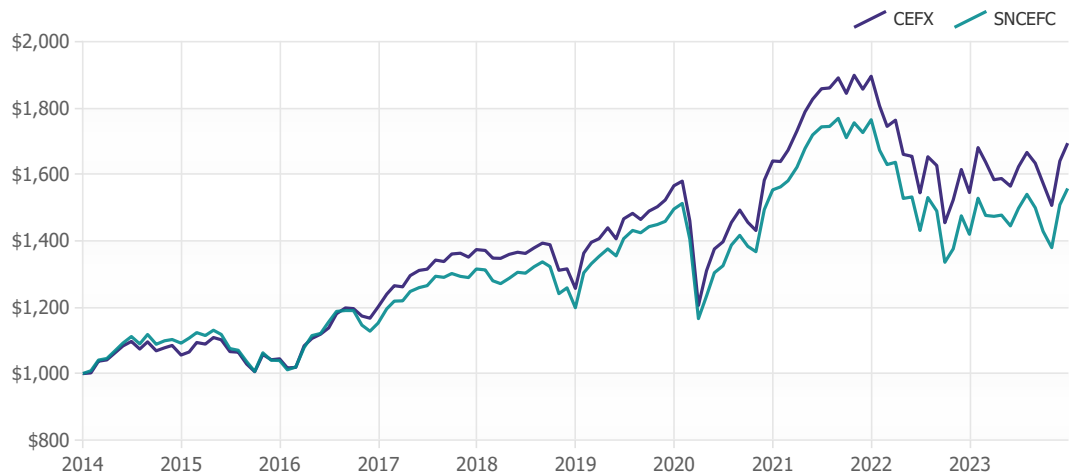
Number of Companies: 110

Company Size by Market Capitalization (millions):

Average: \$590  
Median: \$432  
Largest: \$2,365  
Smallest: \$113

The S-Network Composite Closed-End Fund Index is a fund index designed to serve as a benchmark for closed-end funds listed in the US that principally engage in asset management processes seeking to produce taxable annual yield. The CEFX employs a modified net assets weighting methodology designed to assure accurate investment exposure across the various style segments that together comprise the taxable yield sector of the closed-end fund market. The CEFX is divided into three main closed-end fund sectors: a) Investment Grade Fixed Income Closed-End Funds; b) High-Yield Fixed Income Closed-End Funds; and c) Option Income Closed-End Funds.

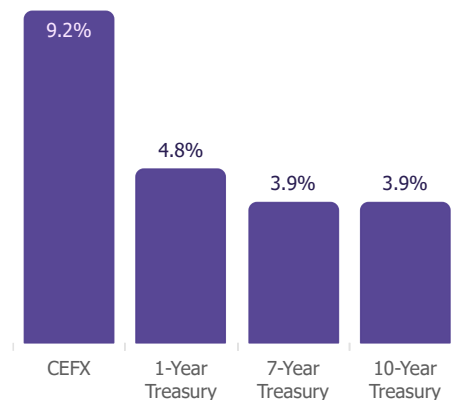
## Performance of \$1,000 invested



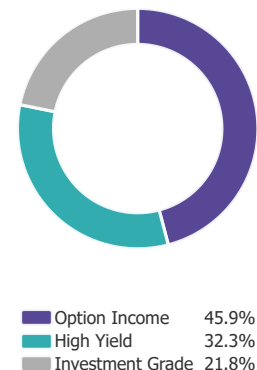
## Performance Data

	3 Month	6 Month	YTD	1 Year	Annualized		
					3 Year	5 Year	10 Year
CEFX	7.7%	4.4%	9.6%	9.6%	1.1%	6.2%	5.4%
SNCEFC	9.0%	4.0%	9.7%	9.7%	0.1%	5.4%	4.5%

## Yields



## Sector Weightings



# CEFX / SNET Composite Closed-End Fund Index

Index fact sheet as of December 29, 2023

## Market Capitalization

CEFX Float-Adjusted Market Cap (\$64 Billion)

CEFX Index Market Cap (\$65 Billion)

## Comparable Market Indices

	CEFX	SNCEFC
Correlation to CEFX	1.00	0.98
Value of \$1,000 Invested	\$1,694	\$1,557
Standard Deviation	12.9%	12.7%
Sharpe Ratio	0.44	0.38

## Top 10 Constituents

Company Name	Sector	Ticker	Market Cap (millions)	Index Weight
Eaton Vance Tax-Managed Global Diversified Equity Income Fund	Option Income	EXG	\$2,365	4.0%
Nuveen Preferred & Income Opportunities Fund of Benef Interest	Investment Grade	JPC	\$2,160	3.7%
BlackRock Innovation and Growth Term Trust	Option Income	BIGZ	\$1,645	2.9%
Eaton Vance Tax-Managed Diversified Equity Income Fund	Option Income	ETY	\$1,918	2.8%
BlackRock Health Sciences Term Trust	Option Income	BMEZ	\$1,560	2.8%
BlackRock ESG Capital Allocation Term Trust	Option Income	ECAT	\$1,644	2.7%
BlackRock Science and Technology Term Trust	Option Income	BSTZ	\$1,271	2.4%
BlackRock Enhanced Equity Dividend Trust	Option Income	BDJ	\$1,431	2.4%
Nuveen S&P 500 Buy-Write Income Fund	Option Income	BXMX	\$1,336	2.2%
Virtus AllianzGI Dividend Interest & Premium Strategy Fund	Option Income	NFJ	\$1,194	2.1%
	<b>Total:</b>		<b>\$16,524</b>	<b>27.8%</b>

## About VettaFi

VettaFi, a data, analytics, and thought leadership company, is transforming financial services from an industry to a community — one relationship at a time. In addition to providing interactive online tools and research, VettaFi offers asset managers an array of indexing and digital distribution solutions to innovate and scale their businesses. With billions in assets benchmarked to its indices – and more than 200 customers globally – asset managers look to VettaFi for benchmarks and best-in-class index solutions. VettaFi owns and administers S-Network Global indexes.

It is not possible to invest directly in an index. Index performance does not reflect the deduction of any fees or expenses. VettaFi does not sponsor, endorse, sell, or promote any investment product linked to or based on the SNET Composite Closed-End Fund Index. Performance is provided on a total-return basis. Correlation is based on monthly data over the trailing 36 month period. Percentage of positive months, standard deviation, value of \$1,000, and Sharpe ratio comparisons are based on monthly data over the trailing 120 month period. The SNET Composite Closed-End Fund Index is the exclusive property of VettaFi, which shall have no liability for any errors or omissions in calculating the Index.