

ACQGRO / American Century U.S. Quality Growth Index

Index fact sheet as of January 31, 2024

ACQGRO Facts

Ticker

Price Return: ACQGRO
Total Return: ACQGR0T
Net Total Return: ACQGR0N

Index Launch

November 22, 2022

Base Value

1,000 on February 28, 2005

Index Calculation

Every fifteen (15) seconds

Reconstitution Dates

Last business day of February, May, August and November

Rebalancing Dates

Last business day of each month

Index Rules

Available at vettafi.com

Portfolio Characteristics

Number of Companies: 201

Company Size by Market Capitalization (millions):

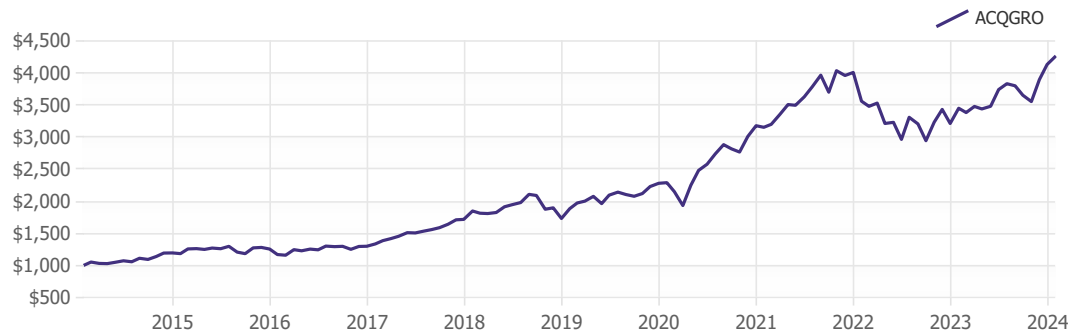
Average: \$89,152
Median: \$19,530
Largest: \$2,954,919
Smallest: \$3,206

Performance Data

3 Month: 20.0%
6 Month: 11.3%
YTD: 3.2%
1 Year: 23.6%
Annualized 3 Year: 10.6%
Annualized 5 Year: 17.7%
Annualized 10 Year: 15.6%
Standard Deviation: 16.7%
Sharpe Ratio: 0.93

The American Century U.S. Quality Growth Index seeks to capture the performance of large- and mid-capitalization companies in the U.S. that possess attractive quality, growth and valuation fundamentals. Pursues more consistent exposure to U.S. Growth companies versus market-cap-weighted indexes by emphasizing stable growers as well as high-quality, high-growth companies.

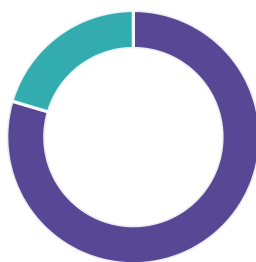
Performance of \$1,000 invested



Top 10 Constituents

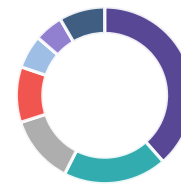
Company Name	Sector	Ticker	Index Weight
Servicenow Inc	Technology	NOW	3.1%
Booking Holdings Inc	Consumer Discretionary	BKNG	3.0%
Microsoft Corporation	Technology	MSFT	2.8%
Neurocrine Biosciences Inc	Healthcare	NBIX	2.8%
Alphabet Inc.	Media & Communications	GOOGL	2.7%
Autodesk Inc	Technology	ADSK	2.7%
Manhattan Associates Inc	Technology	MANH	2.5%
Marathon Petroleum Company	Energy	MPC	2.2%
Palo Alto Networks Inc	Technology	PANW	2.1%
Fortinet Inc	Technology	FTNT	2.0%
Total:			26.0%

Market Capitalization



Large-Cap 79.6%
Mid-Cap 20.4%

Sector Weightings



Technology 38.5%
Consumer Discretionary 19.0%
Industrials 12.5%
Healthcare 10.2%
Media & Communications 6.1%
Financials 5.3%
Others 8.4%

VettaFi, a data, analytics, and thought leadership company, is transforming financial services from an industry to a community — one relationship at a time. In addition to providing interactive online tools and research, VettaFi offers asset managers an array of indexing and digital distribution solutions to innovate and scale their businesses. With billions in assets benchmarked to its indices — and more than 200 customers globally — asset managers look to VettaFi for benchmarks and best-in-class index solutions.

It is not possible to invest directly in an index. Index performance does not reflect the deduction of any fees or expenses. VettaFi does not sponsor, endorse, sell, or promote any investment product linked to or based on the American Century U.S. Quality Growth Index. Performance is provided on a total-return basis. Correlation is based on monthly data over the trailing 120 month period. Percentage of positive months, standard deviation, value of \$1,000, and Sharpe ratio comparisons are based on monthly data over the trailing 120 month period. The American Century U.S. Quality Growth Index is the exclusive property of VettaFi, which shall have no liability for any errors or omissions in calculating the Index.