

## CCAB Facts

### Ticker

Price Return: CCAB  
Total Return: CCABT  
Net Total Return: CCABN

### Index Launch

December 28, 2023

### Base Value

1,000 on December 15, 2000

### Index Calculation

Every fifteen (15) seconds

### Rebalancing Dates

Every 3rd Friday of March, June, September, December

### Index Rules

Available at [vettafi.com](http://vettafi.com)

## Portfolio Characteristics

Number of Companies: 66  
U.S. Companies: 15  
Non-U.S. Companies: 51

Company Size by Market Capitalization (millions):

Average: \$27,685  
Median: \$11,519  
Largest: \$228,150  
Smallest: \$105

Annualized Return: 9.30%  
Annualized Volatility: 19.93%  
Information Ratio: 0.47

*Performance data includes back-test results prior to December 28, 2023*

The VettaFi Canadian Council for Aboriginal Business Index is a modified Market Cap Weighted Index of companies who have Committed to continual improvement in Indigenous relations and to working across cultures. Companies with higher levels of commitment are given higher weight multipliers in the index.

## The Case for CCAB

Progressive Aboriginal Relations (PAR) companies are large corporations, small and medium-sized enterprises as well as Indigenous businesses, and range from industries in oil and gas to food and facilities management to financial services, IT and more. Companies promote their level with a PAR logo signaling to communities that they are good business partners, great places to work and are committed to prosperity in Indigenous communities.

## Performance of \$1,000 invested



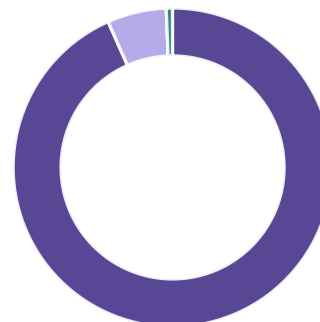
## Performance Data

	3 Month	6 Month	YTD	1 Year	Annualized		
					3 Year	5 Year	10 Year
Total Return	15.3%	5.3%	0.5%	9.1%	13.6%	10.6%	7.0%
Net Total Return	15.1%	4.9%	0.4%	8.2%	12.7%	9.7%	6.2%
Price Return	14.5%	3.7%	0.1%	5.7%	10.1%	7.1%	3.8%

## Top 10 Constituents

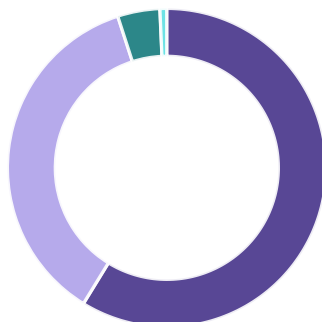
Company Name	Index Weight
BANK OF MONTREAL	10.43%
BANK OF NOVA SCOTIA	10.00%
ACCENTURE PLC	9.97%
SUNCOR ENERGY INC.	7.55%
UBER TECHNOLOGIES INC	5.66%
STARBUCKS CORPORATION	4.51%
CAMECO CORPORATION	3.63%
HITACHI LTD.	3.08%
SCHLUMBERGER LIMITED	3.04%
ABB LIMITED	2.98%
<b>TOTAL</b>	<b>60.84%</b>

## Market Capitalization



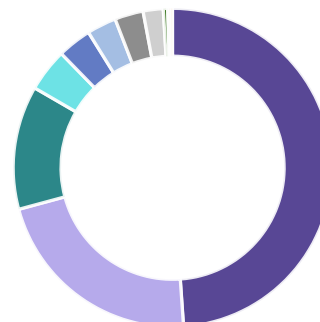
Large-Cap	93.4%
Mid-Cap	6.0%
Small-Cap	0.6%

## Category Weightings



Committed	58.8%
Gold	36.2%
Silver	4.3%
Bronze	0.7%

## Country Weightings



Canada	48.9%	United States	21.9%
Ireland	12.6%	France	4.4%
Japan	3.4%	Switzerland	3.0%
Germany	2.9%	India	2.0%
New Zealand	0.4%	Netherlands	0.2%
United Kingdom	0.2%	Australia	0.2%

## About VettaFi

VettaFi, a data, analytics, and thought leadership company, is transforming financial services from an industry to a community one relationship at a time. In addition to providing interactive online tools and research, VettaFi offers asset managers an array of indexing and digital distribution solutions to innovate and scale their businesses. With billions in assets benchmarked to its indices and more than 200 customers globally asset managers look to VettaFi for benchmarks and best-in-class index solutions.

It is not possible to invest directly in an index. Index performance does not reflect the deduction of any fees or expenses. VettaFi does not sponsor, endorse, sell, or promote any investment product linked to or based on the VettaFi Canadian Council for Aboriginal Business Index. Performance is provided on a total-return basis. Historical performance illustrations in the indices may be based on a back-test calculation. Past performance of an index is not a guarantee of future results. The VettaFi Canadian Council for Aboriginal Business Index is the exclusive property of VettaFi, which shall have no liability for any errors or omissions in calculating the Index.