

SNRL50 / VettaFi US Equity Mega-Cap 50 Index

Index fact sheet as of March 28, 2024

SNRL50 Facts

Ticker

Price Return: SNRL50
Total Return: SNRL50T
Net Total Return: SNRL50N

Index Launch

November 08, 2019

Base Value

1,000 on December 17, 1999

Index Calculation

Every fifteen (15) seconds

Reconstitution Dates

Every 3rd Friday of June and
December

Rebalancing Dates

Every 3rd Friday of March, June,
September and December

Index Rules

Available at vettafi.com

Portfolio Characteristics

Number of Companies: 50

Company Size by Market
Capitalization (millions):

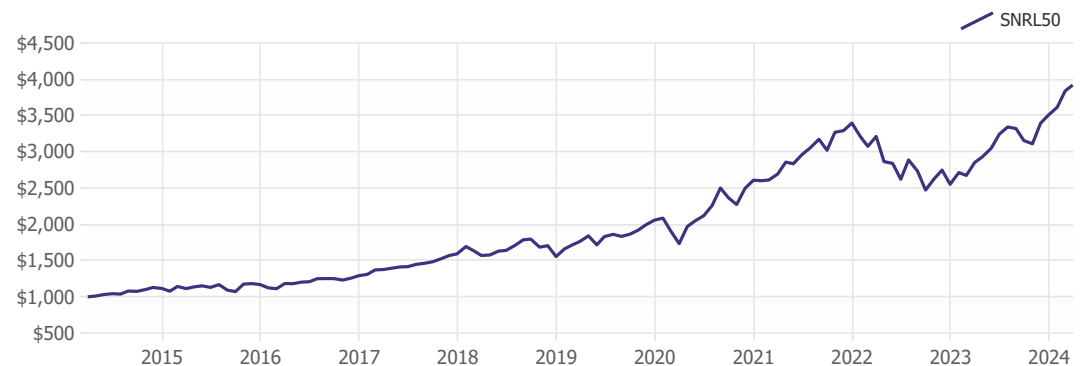
Average: \$508,250
Median: \$292,555
Largest: \$3,126,133
Smallest: \$142,236

Performance Data

3 Month: 11.8%
6 Month: 24.2%
YTD: 11.8%
1 Year: 37.4%
Annualized 3 Year: 13.4%
Annualized 5 Year: 17.3%
Annualized 10 Year: 14.6%
Standard Deviation: 15.7%
Sharpe Ratio: 0.92

The VettaFi US Benchmark Indexes are a family of benchmark indexes designed to provide accurate coverage to segments of publicly listed US stocks that together represent over 98% of the market capitalization of the US market. The VettaFi US Equity Mega-Cap 50 Index represents the 50 largest US stocks in its starting universe.


Performance of \$1,000 invested



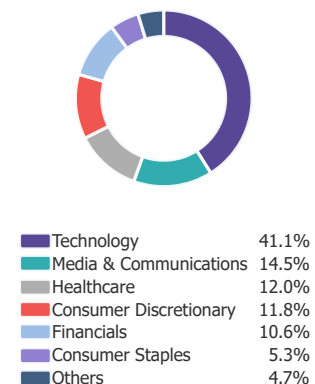
Top 10 Constituents

Company Name	Sector	Ticker	Index Weight
Microsoft Corporation	Technology	MSFT	12.2%
Apple Inc.	Technology	AAPL	10.5%
NVIDIA Corp.	Technology	NVDA	8.6%
Alphabet Inc.	Media & Communications	GOOGL	6.7%
Amazon.com Inc.	Consumer Discretionary	AMZN	6.6%
Meta Platforms Inc	Media & Communications	META	4.2%
Berkshire Hathaway Inc.	Financials	BRK/B	3.0%
Eli Lilly & Co.	Healthcare	LLY	2.6%
Broadcom Inc	Technology	AVGO	2.4%
JPMorgan Chase & Co.	Financials	JPM	2.3%
Total:			58.9%

Market Capitalization



Sector Weightings



VettaFi, a data, analytics, and thought leadership company, is transforming financial services from an industry to a community — one relationship at a time. In addition to providing interactive online tools and research, VettaFi offers asset managers an array of indexing and digital distribution solutions to innovate and scale their businesses. With billions in assets benchmarked to its indices — and more than 200 customers globally — asset managers look to VettaFi for benchmarks and best-in-class index solutions.

It is not possible to invest directly in an index. Index performance does not reflect the deduction of any fees or expenses. VettaFi does not sponsor, endorse, sell, or promote any investment product linked to or based on the VettaFi US Equity Mega-Cap 50 Index. Performance is provided on a total-return basis. Correlation is based on monthly data over the trailing 120 month period. Percentage of positive months, standard deviation, value of \$1,000, and Sharpe ratio comparisons are based on monthly data over the trailing 120 month period. The VettaFi US Equity Mega-Cap 50 Index is the exclusive property of VettaFi, which shall have no liability for any errors or omissions in calculating the Index.