

# SNL200 / S-Network US Equity Large-Cap 200 Index

Index fact sheet as of January 31, 2024

## SNL200 Facts

### Ticker

Price Return: SNL200  
Total Return: SNL200T  
Net Total Return: SNL200N

### Index Launch

November 19, 2015

### Base Value

1,000 on December 17, 1999

### Index Calculation

Every fifteen (15) seconds

### Reconstitution Dates

Every 3rd Friday of June and December

### Rebalancing Dates

Every 3rd Friday of March, June, September and December

### Index Rules

Available at [vettafi.com](http://vettafi.com)

## Portfolio Characteristics

Number of Companies: 200

Company Size by Market Capitalization (millions):

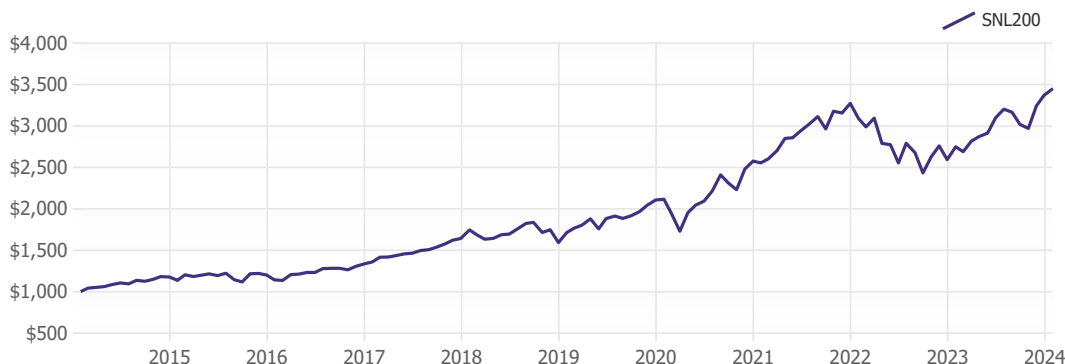
Average: \$175,617  
Median: \$87,145  
Largest: \$2,954,919  
Smallest: \$29,645

## Performance Data

3 Month: 16.2%  
6 Month: 7.7%  
YTD: 2.4%  
1 Year: 25.5%  
Annualized 3 Year: 10.5%  
Annualized 5 Year: 15.0%  
Annualized 10 Year: 13.2%  
Standard Deviation: 15.2%  
Sharpe Ratio: 0.87

The VettaFi US Benchmark Indexes are a family of benchmark indexes designed to provide accurate coverage to segments of publicly listed US stocks that together represent over 98% of the market capitalization of the US market. The S-Network US Equity Large-Cap 200 Index represents the 200 largest US stocks exclude REITS.


## Performance of \$1,000 invested



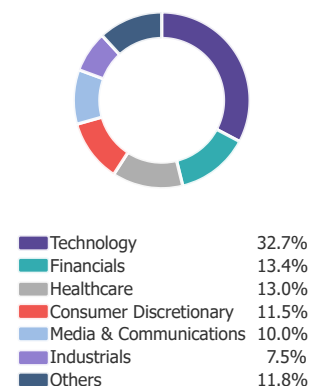
## Top 10 Constituents

Company Name	Sector	Ticker	Index Weight
Microsoft Corporation	Technology	MSFT	8.4%
Apple Inc.	Technology	AAPL	8.3%
Alphabet Inc.	Media & Communications	GOOGL	4.6%
NVIDIA Corp.	Technology	NVDA	4.2%
Amazon.com Inc.	Consumer Discretionary	AMZN	4.1%
Meta Platforms Inc	Media & Communications	META	2.5%
Berkshire Hathaway Inc.	Financials	BRK/B	1.8%
Eli Lilly & Co.	Healthcare	LLY	1.6%
Broadcom Inc	Technology	AVGO	1.6%
Tesla Inc	Consumer Discretionary	TSLA	1.5%
<b>Total:</b>			<b>38.4%</b>

## Market Capitalization



## Sector Weightings



VettaFi, a data, analytics, and thought leadership company, is transforming financial services from an industry to a community — one relationship at a time. In addition to providing interactive online tools and research, VettaFi offers asset managers an array of indexing and digital distribution solutions to innovate and scale their businesses. With billions in assets benchmarked to its indices — and more than 200 customers globally — asset managers look to VettaFi for benchmarks and best-in-class index solutions. VettaFi owns and administers S-Network Global indexes.

It is not possible to invest directly in an index. Index performance does not reflect the deduction of any fees or expenses. VettaFi does not sponsor, endorse, sell, or promote any investment product linked to or based on the S-Network US Equity Large-Cap 200 Index. Performance is provided on a total-return basis. Correlation is based on monthly data over the trailing 120 month period. Percentage of positive months, standard deviation, value of \$1,000, and Sharpe ratio comparisons are based on monthly data over the trailing 120 month period. The S-Network US Equity Large-Cap 200 Index is the exclusive property of VettaFi, which shall have no liability for any errors or omissions in calculating the Index.