

SNDINFR / S-Network Developed International Infrastructure Index

Index fact sheet as of January 31, 2024

SNDINFR Facts

Ticker

Price Return: SNDINFR
Total Return: SNDINFRT
Net Total Return: SNDINFRN

Index Launch

October 26, 2020

Base Value

1,000 on December 17, 1999

Index Calculation

Every fifteen (15) seconds

Reconstitution Dates

Every 3rd Friday of June and December

Rebalancing Dates

Every 3rd Friday of March, June, September and December

Index Rules

Available at vettafi.com

Portfolio Characteristics

Number of Companies: 362

Company Size by Market Capitalization (millions):

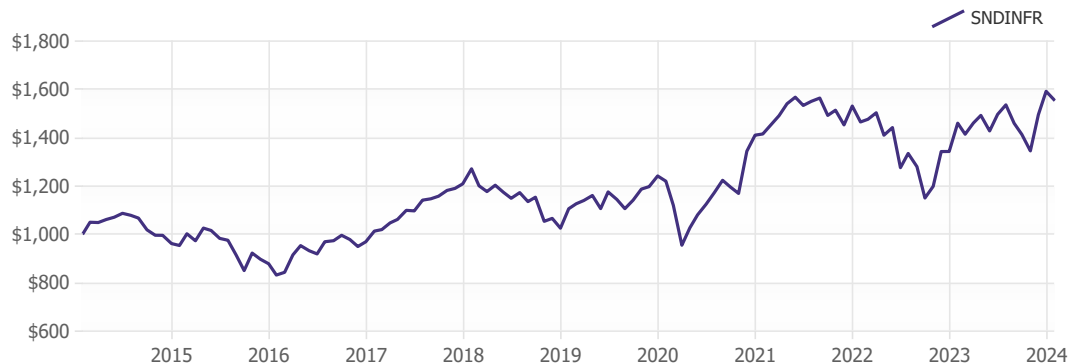
Average: \$13,859
Median: \$6,613
Largest: \$158,387
Smallest: \$853

Performance Data

3 Month: 15.4%
6 Month: 1.1%
YTD: -2.4%
1 Year: 6.4%
Annualized 3 Year: 3.1%
Annualized 5 Year: 7.0%
Annualized 10 Year: 4.5%
Standard Deviation: 16.1%
Sharpe Ratio: 0.33

The S-Network Developed International Infrastructure Index is part of the S-Network Infrastructure Index Family that measures the performance of Infrastructure Builders and Owners segments in Global, International, and US markets.

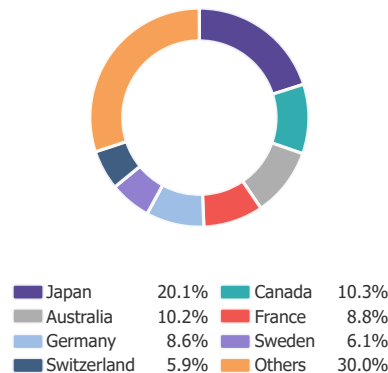
Performance of \$1,000 invested



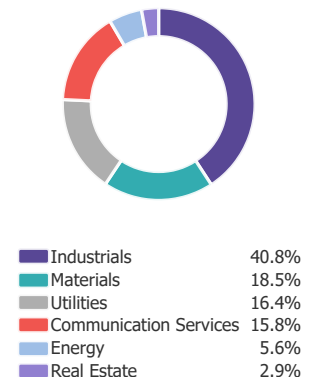
Top 10 Constituents

Company Name	Sector	Ticker	Index Weight
BHP Group Ltd.	Materials	BHP AU	4.1%
Siemens AG	Industrials	SIE GR	3.2%
Schneider Electric SE	Industrials	SU FP	2.7%
Rio Tinto PLC	Materials	RIO LN	2.7%
Deutsche Telekom AG	Communication Services	DTE GR	2.1%
Iberdrola S.A.	Utilities	IBE SM	2.0%
Enbridge Inc.	Energy	ENB CN	2.0%
Hitachi Ltd.	Industrials	6501 JP	1.8%
ABB Limited	Industrials	ABBN SW	1.8%
Nippon Telegraph & Telephone Corp.	Communication Services	9432 JP	1.7%
Total:			24.0%

Country Weightings



Sector Weightings



VettaFi, a data, analytics, and thought leadership company, is transforming financial services from an industry to a community — one relationship at a time. In addition to providing interactive online tools and research, VettaFi offers asset managers an array of indexing and digital distribution solutions to innovate and scale their businesses. With billions in assets benchmarked to its indices — and more than 200 customers globally — asset managers look to VettaFi for benchmarks and best-in-class index solutions. VettaFi owns and administers S-Network Global indexes.

It is not possible to invest directly in an index. Index performance does not reflect the deduction of any fees or expenses. VettaFi does not sponsor, endorse, sell, or promote any investment product linked to or based on the S-Network Developed International Infrastructure Index. Performance is provided on a total-return basis. Correlation is based on monthly data over the trailing 120 month period. Percentage of positive months, standard deviation, value of \$1,000, and Sharpe ratio comparisons are based on monthly data over the trailing 120 month period. The S-Network Developed International Infrastructure Index is the exclusive property of VettaFi, which shall have no liability for any errors or omissions in calculating the Index.