

HTEC / ROBO Global Healthcare Technology and Innovation Index

Index fact sheet as of March 29, 2024

HTEC Facts

Ticker

Price Return: HTEC
Net Total Return: HTECTR

Index Launch

April 30, 2019

Base Value

1,000 on April 30, 2019

Index Calculation

Every fifteen (15) seconds

Rebalancing Dates

Every third Friday of March, June,
September, and December

Index Rules

Available at vettafi.com

Portfolio Characteristics

Number of Companies: 68
U.S. Companies: 55
Non-U.S. Companies: 13

Company Size by Market
Capitalization (millions):

Average: \$35,508
Median: \$11,800
Largest: \$221,623
Smallest: \$349

Annualized Return: 16.93%
Annualized Volatility: 20.61%
Information Ratio: 0.82
Trailing P/E: 63.91
Forward P/E: 36.01
Price/Book: 3.55
EV/Sales: 4.29
Dividend Yield: 0.46%

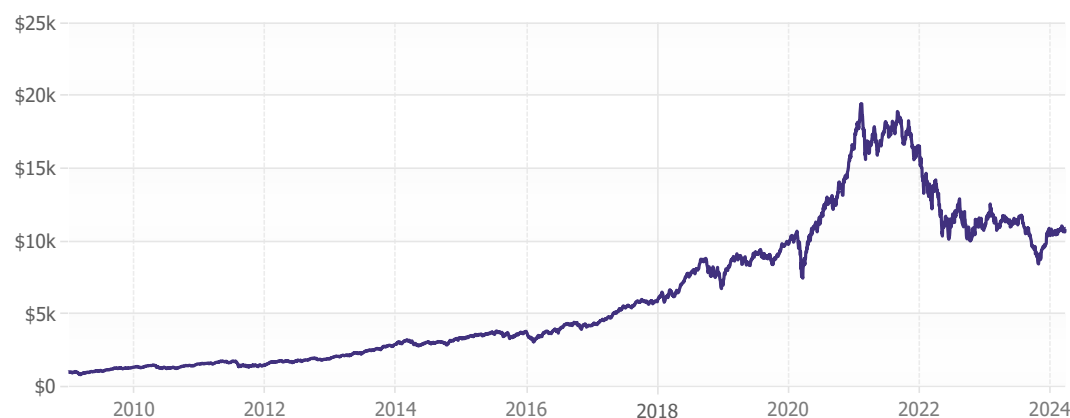
Performance data includes back-test
results prior to April 30, 2019

The ROBO Global Healthcare Technology and Innovation Index Series' objective is to provide investors with comprehensive, transparent and diversified benchmarks representing the global value chain of disruptive and emerging technologies in the healthcare sector.

The Case for HTEC

1. **INDUSTRY EXPERTS** specializing in robotics, artificial intelligence (AI), and healthcare technologies whose mission is to define and identify the universe of healthcare innovation for investors.
2. **GLOBAL EXPOSURE** to the value chain of healthcare technologies and life sciences companies, across 9 subsectors positioned for market growth.
3. **MULTI-CAP** index providing diversified access to large-, mid- and small-cap companies with minimal overlap with most broad market indices.

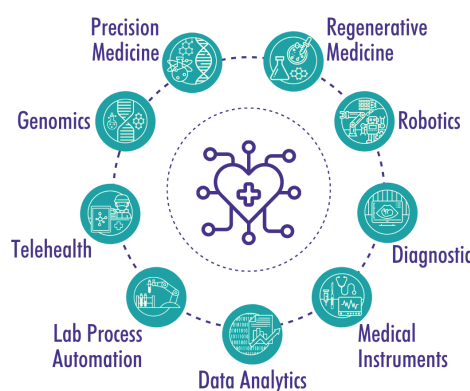
Performance of \$1,000 invested



Performance Data

	3 Month	6 Month	YTD	1 Year	Annualized		
					3 Year	5 Year	10 Year
Net Total Return	1.2%	12.4%	1.2%	-4.4%	-13.0%	4.1%	13.5%
Price Return	1.2%	12.3%	1.2%	-4.7%	-13.2%	3.8%	12.9%

ROBO Global Industry Classification



To date, we have identified 9 subsectors of suitable product and technology maturity to the healthcare technology and innovation theme. These subsectors carry high growth and earnings potential. On a regular basis, we screen our database to identify companies that fit into these subsectors, meet a minimum revenue threshold, and satisfy our ESG Policy. Each company is assigned a "Theme Score" based on the company's level of revenues, market and technology leadership, and investments. These scores range from 1-100 with 100 representing significant levels of revenues and leadership. A company must have a minimum Theme Score of 50 to be considered for inclusion in the index.

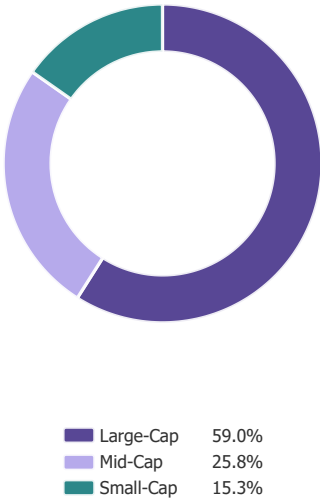
HTEC / ROBO Global Healthcare Technology and Innovation Index

Index fact sheet as of March 29, 2024

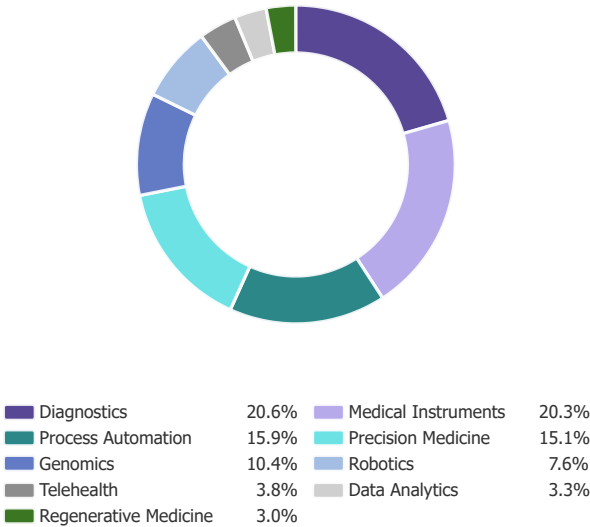
Top 10 Constituents

Company Name	Index Weight
STAAR SURGICAL CO	1.95%
MODERNA INC	1.90%
CHARLES RIVER LABORATORIES	1.81%
NATERA INC.	1.81%
STRYKER CORPORATION	1.79%
THERMO FISHER SCIENTIFIC INC	1.78%
INTUITIVE SURGICAL INC.	1.78%
GUARDANT HEALTH INC	1.77%
LONZA GROUP AG	1.77%
BOSTON SCIENTIFIC CORPORATION	1.76%
TOTAL	18.13%

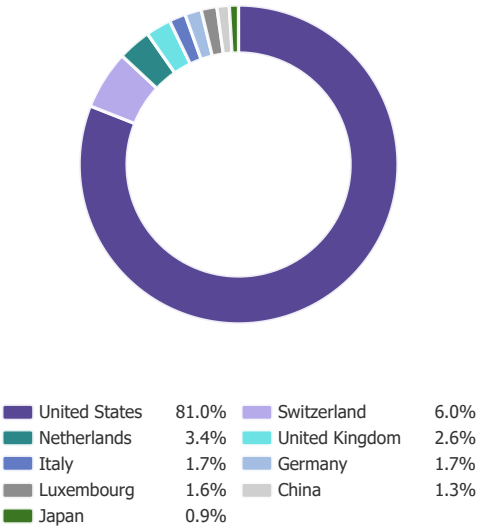
Market Capitalization



ROBO Global Industry Classification



Country Weightings



About VettaFi

VettaFi, a data, analytics, and thought leadership company, is transforming financial services from an industry to a community one relationship at a time. In addition to providing interactive online tools and research, VettaFi offers asset managers an array of indexing and digital distribution solutions to innovate and scale their businesses. With billions in assets benchmarked to its indices and more than 200 customers globally asset managers look to VettaFi for benchmarks and best-in-class index solutions. VettaFi owns and administers the ROBO Global Index Series.

It is not possible to invest directly in an index. Index performance does not reflect the deduction of any fees or expenses. VettaFi does not sponsor, endorse, sell, or promote any investment product linked to or based on the ROBO Global Healthcare Technology and Innovation Index. Performance is provided on a total-return basis. Historical performance illustrations in the indices may be based on a back-test calculation. Past performance of an index is not a guarantee of future results. The ROBO Global Healthcare Technology and Innovation Index is the exclusive property of VettaFi, which shall have no liability for any errors or omissions in calculating the Index.