

SNGINFR / S-Network Global Infrastructure Index

Index fact sheet as of January 31, 2024

SNGINFR Facts

Ticker

Price Return: SNGINFR
Total Return: SNGINFRT
Net Total Return: SNGINFRN

Index Launch

November 18, 2020

Base Value

1,000 on December 17, 1999

Index Calculation

Every fifteen (15) seconds

Reconstitution Dates

Every 3rd Friday of June and December

Rebalancing Dates

Every 3rd Friday of March, June, September and December

Index Rules

Available at vettafi.com

Portfolio Characteristics

Number of Companies: 715

Company Size by Market Capitalization (millions):

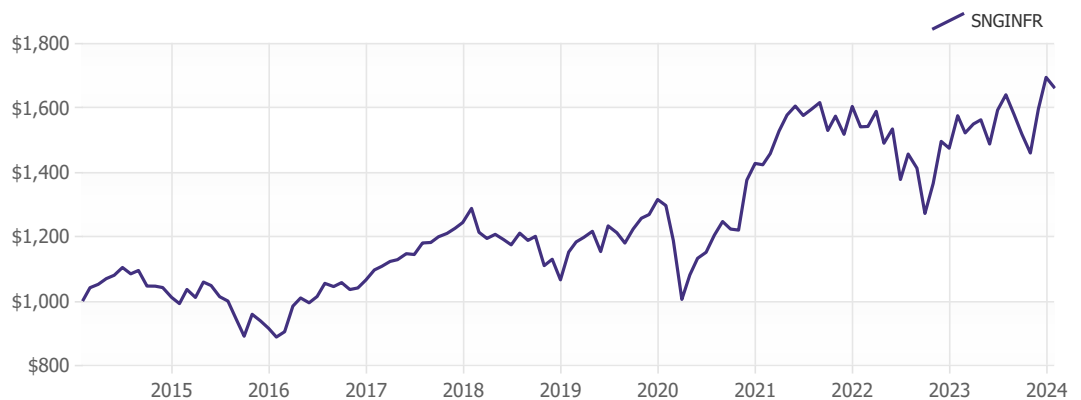
Average: \$13,705
Median: \$5,610
Largest: \$186,458
Smallest: \$342

Performance Data

3 Month: 13.8%
6 Month: 1.2%
YTD: -2.0%
1 Year: 5.4%
Annualized 3 Year: 5.3%
Annualized 5 Year: 7.6%
Annualized 10 Year: 5.2%
Standard Deviation: 15.1%
Sharpe Ratio: 0.38

The S-Network Global Infrastructure Index is part of the S-Network Infrastructure Index Family that measures the performance of Infrastructure Builders and Owners segments in Global, International, and US markets.

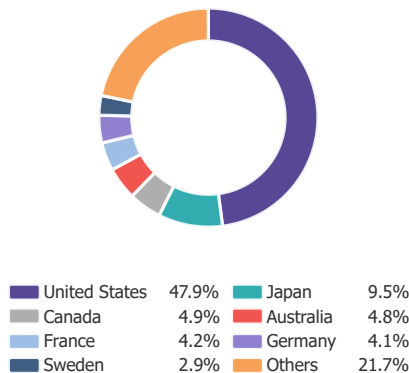
Performance of \$1,000 invested



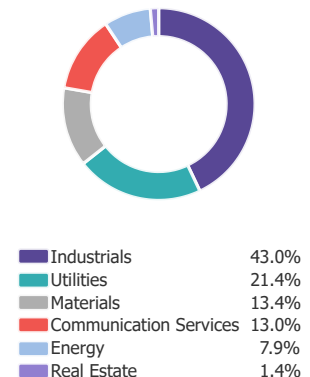
Top 10 Constituents

Company Name	Sector	Ticker	Index Weight
Verizon Communications Inc.	Communication Services	VZ	2.2%
BHP Group Ltd.	Materials	BHP AU	1.9%
Caterpillar Inc	Industrials	CAT	1.9%
General Electric Company	Industrials	GE	1.8%
Honeywell International Inc.	Industrials	HON	1.6%
AT&T Inc	Communication Services	T	1.5%
Siemens AG	Industrials	SIE GR	1.5%
Nextera Energy Inc	Utilities	NEE	1.5%
Schneider Electric SE	Industrials	SU FP	1.3%
Rio Tinto PLC	Materials	RIO LN	1.3%
	Total:		16.4%

Country Weightings



Sector Weightings



VettaFi, a data, analytics, and thought leadership company, is transforming financial services from an industry to a community — one relationship at a time. In addition to providing interactive online tools and research, VettaFi offers asset managers an array of indexing and digital distribution solutions to innovate and scale their businesses. With billions in assets benchmarked to its indices — and more than 200 customers globally — asset managers look to VettaFi for benchmarks and best-in-class index solutions. VettaFi owns and administers S-Network Global indexes.

It is not possible to invest directly in an index. Index performance does not reflect the deduction of any fees or expenses. VettaFi does not sponsor, endorse, sell, or promote any investment product linked to or based on the S-Network Global Infrastructure Index. Performance is provided on a total-return basis. Correlation is based on monthly data over the trailing 120 month period. Percentage of positive months, standard deviation, value of \$1,000, and Sharpe ratio comparisons are based on monthly data over the trailing 120 month period. The S-Network Global Infrastructure Index is the exclusive property of VettaFi, which shall have no liability for any errors or omissions in calculating the Index.