

SNDWLDX / S-Network Developed World 1500 Ex-Taiwan/Korea Index

Index fact sheet as of March 29, 2024

SNDWLDX Facts

Ticker

Price Return: SNDWLDX
Total Return: SNDWLDXT
Net Total Return: SNDWLDXN

Index Launch

November 14, 2018

Base Value

1,000 on December 17, 1999

Index Calculation

Every fifteen (15) seconds

Reconstitution Dates

Every 3rd Friday of June and
December

Rebalancing Dates

Every 3rd Friday of March, June,
September and December

Index Rules

Available at vettafi.com

Portfolio Characteristics

Number of Companies: 1,383

Company Size by Market
Capitalization (millions):

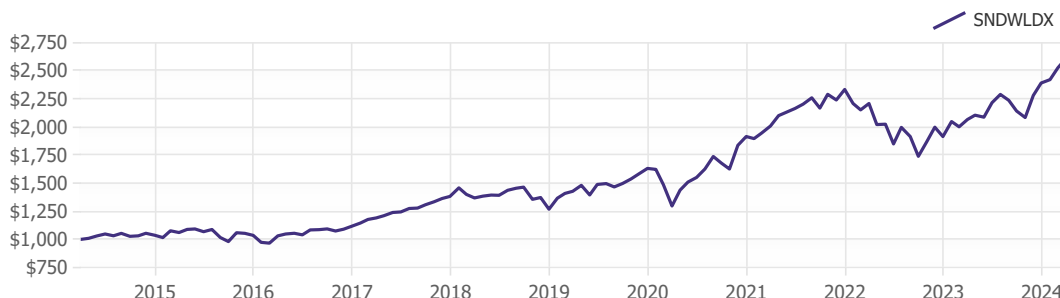
Average: \$50,394
Median: \$19,952
Largest: \$3,126,133
Smallest: \$1,075

Performance Data

3 Month: 9.1%
6 Month: 21.7%
YTD: 9.1%
1 Year: 26.2%
Annualized 3 Year: 9.1%
Annualized 5 Year: 12.8%
Annualized 10 Year: 10.1%
Standard Deviation: 14.9%
Sharpe Ratio: 0.69

The S-Network Global and World Benchmark Index Families are index families designed to provide accurate coverage of global and world markets. The Global family includes composites of US, Developed International, and Emerging Liquid Indexes and the World family includes composites of US and Developed International Indexes. The S-Network Developed World 1500 Ex-Taiwan/Korea Index represents SNDWLD excluding Taiwan and Korea.

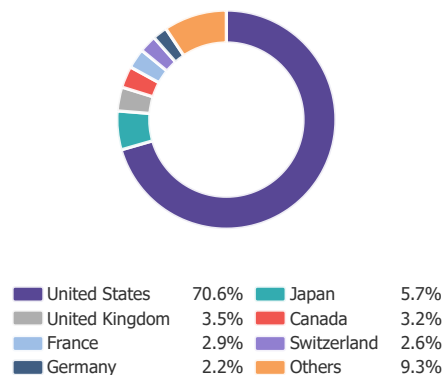
Performance of \$1,000 invested



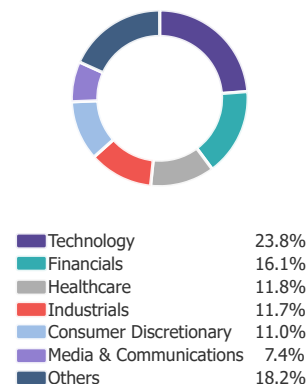
Top 10 Constituents

Company Name	Sector	Ticker	Index Weight
Microsoft Corporation	Technology	MSFT	4.8%
Apple Inc.	Technology	AAPL	4.1%
NVIDIA Corp.	Technology	NVDA	3.4%
Alphabet Inc.	Media & Communications	GOOGL	2.6%
Amazon.com Inc.	Consumer Discretionary	AMZN	2.6%
Meta Platforms Inc	Media & Communications	META	1.7%
Berkshire Hathaway Inc.	Financials	BRK/B	1.2%
Eli Lilly & Co.	Healthcare	LLY	1.0%
Broadcom Inc	Technology	AVGO	0.9%
JPMorgan Chase & Co.	Financials	JPM	0.9%
Total:			23.3%

Country Weightings



Sector Weightings



VettaFi, a data, analytics, and thought leadership company, is transforming financial services from an industry to a community — one relationship at a time. In addition to providing interactive online tools and research, VettaFi offers asset managers an array of indexing and digital distribution solutions to innovate and scale their businesses. With billions in assets benchmarked to its indices — and more than 200 customers globally — asset managers look to VettaFi for benchmarks and best-in-class index solutions. VettaFi owns and administers S-Network Global indexes.

It is not possible to invest directly in an index. Index performance does not reflect the deduction of any fees or expenses. VettaFi does not sponsor, endorse, sell, or promote any investment product linked to or based on the S-Network Developed World 1500 Ex-Taiwan/Korea Index. Performance is provided on a total-return basis. Correlation is based on monthly data over the trailing 120 month period. Percentage of positive months, standard deviation, value of \$1,000, and Sharpe ratio comparisons are based on monthly data over the trailing 120 month period. The S-Network Developed World 1500 Ex-Taiwan/Korea Index is the exclusive property of VettaFi, which shall have no liability for any errors or omissions in calculating the Index.