

CMINE / VettaFi Galaxy Crypto Mining Index

Index fact sheet as of March 29, 2024

CMINE Facts

Ticker

Price Return: CMINE
Total Return: CMINET
Net Total Return: CMINEN

Index Launch

June 21, 2022

Base Value

on June 30, 2020

Index Calculation

Every fifteen (15) seconds

Reconstitution Dates

Every 3rd Friday of March, June,
September and December

Rebalancing Dates

Every 3rd Friday of March, June,
September and December

Index Rules

Available at vettafi.com

Portfolio Characteristics

Number of Companies: 20

Company Size by Market
Capitalization (millions):

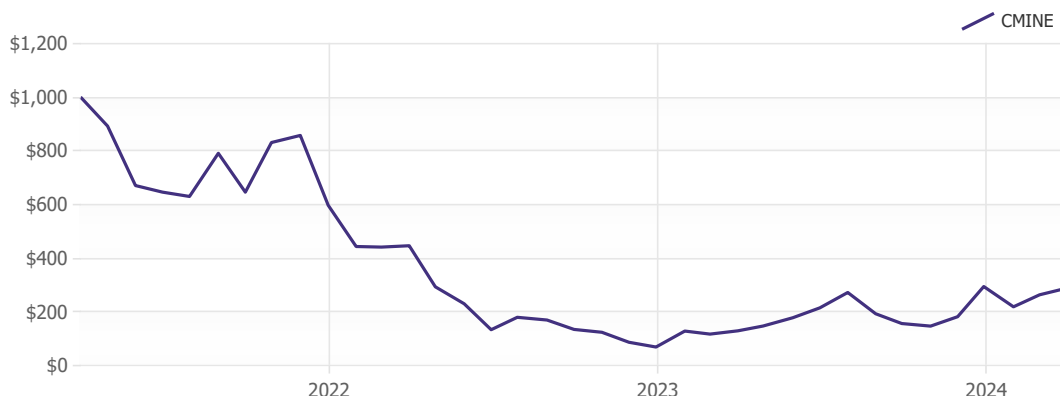
Average: \$6,528
Median: \$1,057
Largest: \$51,839
Smallest: \$125

Performance Data

3 Month: -2.4%
6 Month: 83.6%
YTD: -2.4%
1 Year: 122.1%
Annualized 3 Year: -34.0%
Standard Deviation: 95.8%
Sharpe Ratio: -0.02

The VettaFi Galaxy Crypto Mining Index is designed to track companies that mine or stake cryptocurrency assets and companies that provide hosting services for cryptocurrency mining or staking.

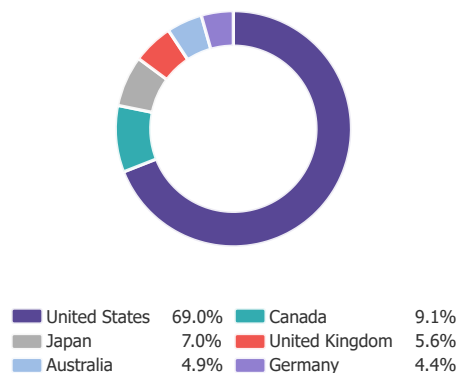
Performance of \$1,000 invested




Top 10 Constituents

Company Name	Sector	Ticker	Index Weight
Cipher Mining Inc	Cryptocurrency Miners	CIFR	7.3%
Hut 8 Corp.	Cryptocurrency Miners	HUT	6.9%
Terawulf Inc	Cryptocurrency Miners	WULF	6.9%
Bit Digital Inc.	Cryptocurrency Miners	BTBT	6.0%
CleanSpark Inc.	Cryptocurrency Miners	CLSK	5.8%
Argo Blockchain PLC	Cryptocurrency Miners	ARBK	5.6%
Marathon Digital Holdings Inc	Cryptocurrency Miners	MARA	5.0%
Applied Digital Corp	Cryptocurrency Miners	APLD	5.0%
Riot Platforms Inc	Cryptocurrency Miners	RIOT	5.0%
Bitdeer Technologies Group	Cryptocurrency Miners	BTDR	5.0%
Total:			58.5%

Country Weightings



Sector Weightings



VettaFi, a data, analytics, and thought leadership company, is transforming financial services from an industry to a community — one relationship at a time. In addition to providing interactive online tools and research, VettaFi offers asset managers an array of indexing and digital distribution solutions to innovate and scale their businesses. With billions in assets benchmarked to its indices — and more than 200 customers globally — asset managers look to VettaFi for benchmarks and best-in-class index solutions.

It is not possible to invest directly in an index. Index performance does not reflect the deduction of any fees or expenses. VettaFi does not sponsor, endorse, sell, or promote any investment product linked to or based on the VettaFi Galaxy Crypto Mining Index. Performance is provided on a total-return basis. Correlation is based on monthly data over the trailing 36 month period. Percentage of positive months, standard deviation, value of \$1,000, and Sharpe ratio comparisons are based on monthly data over the trailing 36 month period. The VettaFi Galaxy Crypto Mining Index is the exclusive property of VettaFi, which shall have no liability for any errors or omissions in calculating the Index.