

RVEA / S-Network Natural Resources Agriculture Index

Index fact sheet as of January 31, 2024

RVEA Facts

Ticker

Price Return: RVEA
Total Return: RVEATG
Net Total Return: RVEAT

Index Launch

October 27, 2008

Base Value

1,000 on December 31, 2002

Index Calculation

Every fifteen (15) seconds

Reconstitution Dates

Every 3rd Friday of March, June, September and December

Rebalancing Dates

Every 3rd Friday of March, June, September and December

Index Rules

Available at vettafi.com

Portfolio Characteristics

Number of Companies: 85

Company Size by Market Capitalization (millions):

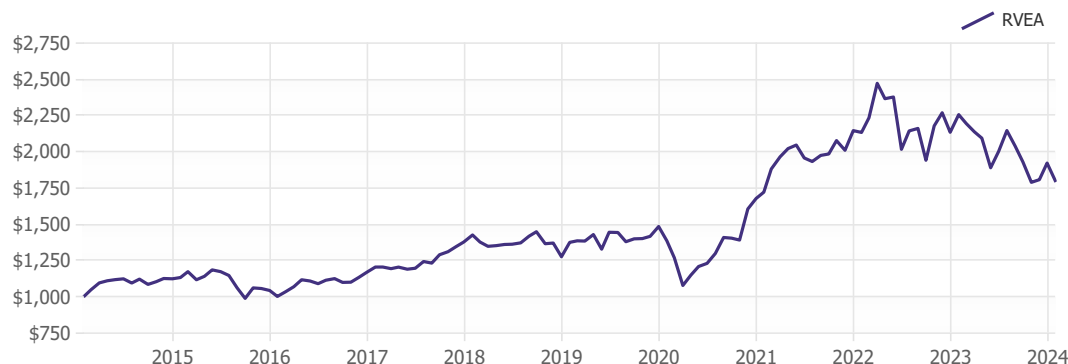
Average: \$6,834
Median: \$2,897
Largest: \$113,351
Smallest: \$509

Performance Data

3 Month: 0.1%
6 Month: -16.5%
YTD: -6.8%
1 Year: -20.6%
Annualized 3 Year: 1.3%
Annualized 5 Year: 5.4%
Annualized 10 Year: 6.0%
Standard Deviation: 17.2%
Sharpe Ratio: 0.40

The S-Network Natural Resources Agricultural Index is in the VanEck Natural Resources Index family. The family is a system of modified capitalization weighted, float adjusted equity indexes designed to serve as stock market benchmarks for globally traded stocks which are principally engaged in the production of commodities.

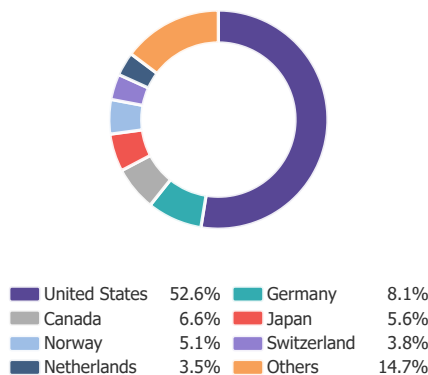
Performance of \$1,000 invested




Top 10 Constituents

| Company Name | Sector | Ticker | Index Weight |
|--------------------------------|-------------|---------|--------------|
| Deere & Company | Agriculture | DE | 8.7% |
| Corteva Inc | Agriculture | CTVA | 7.8% |
| Bayer AG | Agriculture | BAYN GR | 7.3% |
| Archer-Daniels-Midland Company | Agriculture | ADM | 6.2% |
| Nutrien Ltd | Agriculture | NTR | 6.0% |
| Tractor Supply Co | Agriculture | TSCO | 5.9% |
| Tyson Foods Inc. | Agriculture | TSN | 3.7% |
| CF Industries Holdings Inc. | Agriculture | CF | 3.5% |
| Kubota Corporation | Agriculture | 6326 JP | 3.5% |
| Bunge Global SA | Agriculture | BG | 3.1% |
| Total: | | | 55.9% |

Country Weightings



Sector Weightings



VettaFi, a data, analytics, and thought leadership company, is transforming financial services from an industry to a community — one relationship at a time. In addition to providing interactive online tools and research, VettaFi offers asset managers an array of indexing and digital distribution solutions to innovate and scale their businesses. With billions in assets benchmarked to its indices — and more than 200 customers globally — asset managers look to VettaFi for benchmarks and best-in-class index solutions. VettaFi owns and administers S-Network Global indexes.

It is not possible to invest directly in an index. Index performance does not reflect the deduction of any fees or expenses. VettaFi does not sponsor, endorse, sell, or promote any investment product linked to or based on the S-Network Natural Resources Agriculture Index. Performance is provided on a total-return basis. Correlation is based on monthly data over the trailing 120 month period. Percentage of positive months, standard deviation, value of \$1,000, and Sharpe ratio comparisons are based on monthly data over the trailing 120 month period. The S-Network Natural Resources Agriculture Index is the exclusive property of VettaFi, which shall have no liability for any errors or omissions in calculating the Index.