

# RVECP / S-Network Natural Resources Composite Index

Index fact sheet as of January 31, 2024

## RVECP Facts

### Ticker

Price Return: RVECP  
Total Return: RVECPTG  
Net Total Return: RVECPT

### Index Launch

October 27, 2008

### Base Value

1,000 on December 31, 2002

### Index Calculation

Every fifteen (15) seconds

### Reconstitution Dates

Every 3rd Friday of March, June, September and December

### Rebalancing Dates

Every 3rd Friday of March, June, September and December

### Index Rules

Available at [vettafi.com](http://vettafi.com)

## Portfolio Characteristics

Number of Companies: 1,066

Company Size by Market Capitalization (millions):

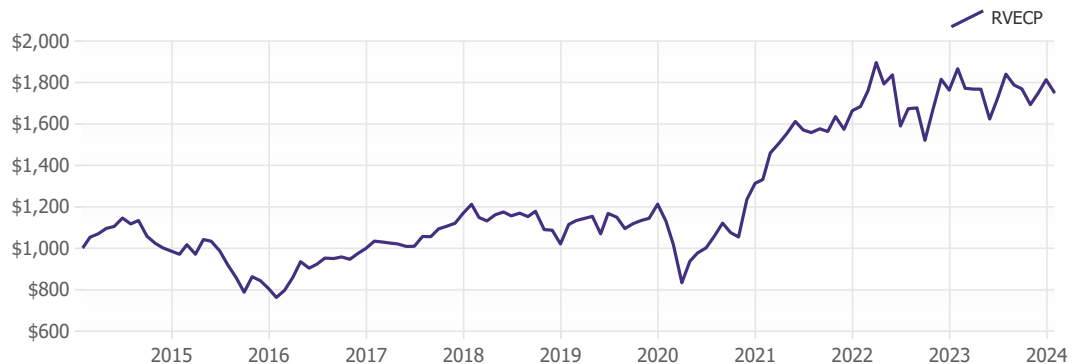
Average: \$7,933  
Median: \$2,242  
Largest: \$411,871  
Smallest: \$231

## Performance Data

3 Month: 3.3%  
6 Month: -5.0%  
YTD: -3.6%  
1 Year: -6.3%  
Annualized 3 Year: 9.5%  
Annualized 5 Year: 9.4%  
Annualized 10 Year: 5.7%  
Standard Deviation: 18.4%  
Sharpe Ratio: 0.37

The S-Network Natural Resources Composite Index is in the VanEck Natural Resources Index family. The family is a system of modified capitalization weighted, float adjusted equity indexes designed to serve as stock market benchmarks for globally traded stocks which are principally engaged in the production of commodities.

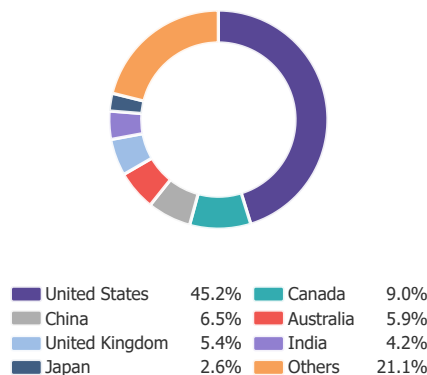
## Performance of \$1,000 invested



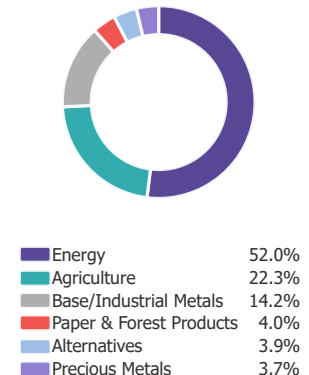
## Top 10 Constituents

Company Name	Sector	Ticker	Index Weight
Exxon Mobil Corporation	Energy	XOM	5.1%
Deere & Company	Agriculture	DE	4.2%
Chevron Corp.	Energy	CVX	3.5%
Reliance Industries Ltd.	Energy	RIGD LN	2.9%
Shell PLC	Energy	SHEL LN	2.5%
BHP Group Ltd.	Base/Industrial Metals	BHP AU	2.1%
TotalEnergies SE	Energy	TTE FP	1.8%
ConocoPhillips Co.	Energy	COP	1.7%
Corteva Inc	Agriculture	CTVA	1.3%
Bayer AG	Agriculture	BAYN GR	1.2%
<b>Total:</b>			<b>26.2%</b>

## Country Weightings



## Sector Weightings



VettaFi, a data, analytics, and thought leadership company, is transforming financial services from an industry to a community — one relationship at a time. In addition to providing interactive online tools and research, VettaFi offers asset managers an array of indexing and digital distribution solutions to innovate and scale their businesses. With billions in assets benchmarked to its indices — and more than 200 customers globally — asset managers look to VettaFi for benchmarks and best-in-class index solutions. VettaFi owns and administers S-Network Global indexes.

It is not possible to invest directly in an index. Index performance does not reflect the deduction of any fees or expenses. VettaFi does not sponsor, endorse, sell, or promote any investment product linked to or based on the S-Network Natural Resources Composite Index. Performance is provided on a total-return basis. Correlation is based on monthly data over the trailing 120 month period. Percentage of positive months, standard deviation, value of \$1,000, and Sharpe ratio comparisons are based on monthly data over the trailing 120 month period. The S-Network Natural Resources Composite Index is the exclusive property of VettaFi, which shall have no liability for any errors or omissions in calculating the Index.