

CMINE / VettaFi Galaxy Crypto Mining Index

Index fact sheet as of January 31, 2024

CMINE Facts

Ticker
 Price Return: CMINE
 Total Return: CMINET
 Net Total Return: CMINEN

Index Launch
 June 21, 2022

Base Value
 on June 30, 2020

Index Calculation
 Every fifteen (15) seconds

Reconstitution Dates
 Every 3rd Friday of March, June, September and December

Rebalancing Dates
 Every 3rd Friday of March, June, September and December

Index Rules
 Available at vettafi.com

Portfolio Characteristics

Number of Companies: 17

Company Size by Market Capitalization (millions):

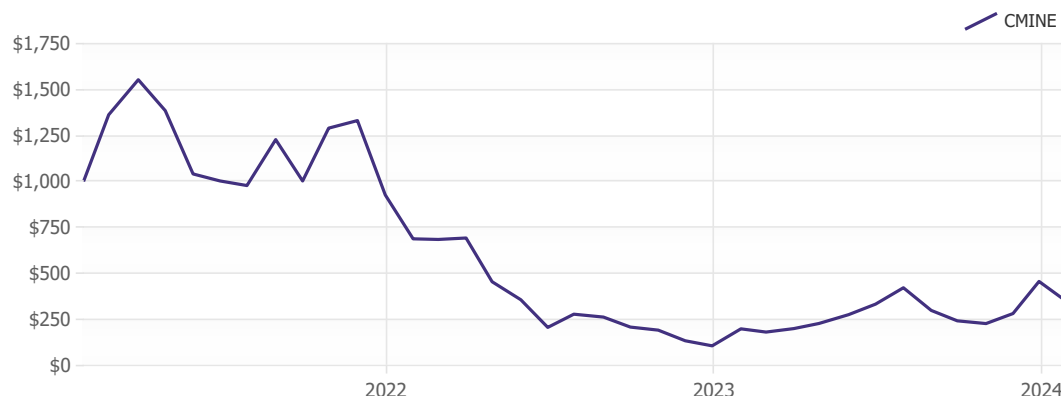
Average: \$4,897
 Median: \$774
 Largest: \$35,988
 Smallest: \$224

Performance Data

3 Month: 49.0%
 6 Month: -19.6%
 YTD: -25.7%
 1 Year: 70.4%
 Annualized 3 Year: -30.2%
 Standard Deviation: 97.6%
 Sharpe Ratio: 0.05

The VettaFi Galaxy Crypto Mining Index is designed to track companies that mine or stake cryptocurrency assets and companies that provide hosting services for cryptocurrency mining or staking.

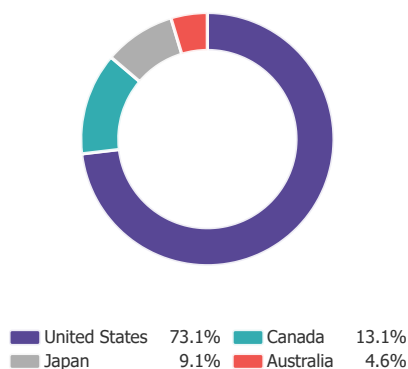
Performance of \$1,000 invested




Top 10 Constituents

Company Name	Sector	Ticker	Index Weight
Bitdeer Technologies Group	Cryptocurrency Miners	BTDR	9.8%
Cipher Mining Inc	Cryptocurrency Miners	CIFR	8.0%
Marathon Digital Holdings Inc	Cryptocurrency Miners	MARA	7.9%
Bitfarms Limited	Cryptocurrency Miners	BITF	7.5%
Terawulf Inc	Cryptocurrency Miners	WULF	7.1%
Applied Digital Corp	Cryptocurrency Miners	APLD	6.3%
CleanSpark Inc.	Cryptocurrency Miners	CLSK	6.0%
Hive Digital Technologies Ltd	Cryptocurrency Miners	HIVE	5.6%
Hut 8 Corp.	Cryptocurrency Miners	HUT	5.4%
Bit Digital Inc.	Cryptocurrency Miners	BTBT	5.4%
Total:			69.0%

Country Weightings



Sector Weightings



VettaFi, a data, analytics, and thought leadership company, is transforming financial services from an industry to a community — one relationship at a time. In addition to providing interactive online tools and research, VettaFi offers asset managers an array of indexing and digital distribution solutions to innovate and scale their businesses. With billions in assets benchmarked to its indices — and more than 200 customers globally — asset managers look to VettaFi for benchmarks and best-in-class index solutions.

It is not possible to invest directly in an index. Index performance does not reflect the deduction of any fees or expenses. VettaFi does not sponsor, endorse, sell, or promote any investment product linked to or based on the VettaFi Galaxy Crypto Mining Index. Performance is provided on a total-return basis. Correlation is based on monthly data over the trailing 36 month period. Percentage of positive months, standard deviation, value of \$1,000, and Sharpe ratio comparisons are based on monthly data over the trailing 36 month period. The VettaFi Galaxy Crypto Mining Index is the exclusive property of VettaFi, which shall have no liability for any errors or omissions in calculating the Index.