

# SNREIT / S-Network US Composite REIT Index

Index fact sheet as of January 31, 2024

## SNREIT Facts

### Ticker

Price Return: SNREIT  
Total Return: SNREITR  
Net Total Return: SNREITNT

### Index Launch

February 12, 2016

### Base Value

1,000 on December 31, 1999

### Index Calculation

Every fifteen (15) seconds

### Reconstitution Dates

Every 3rd Friday of June and December

### Rebalancing Dates

Every 3rd Friday of March, June, September and December

### Index Rules

Available at [vettafi.com](http://vettafi.com)

## Portfolio Characteristics

Number of Companies: 189

Company Size by Market Capitalization (millions):

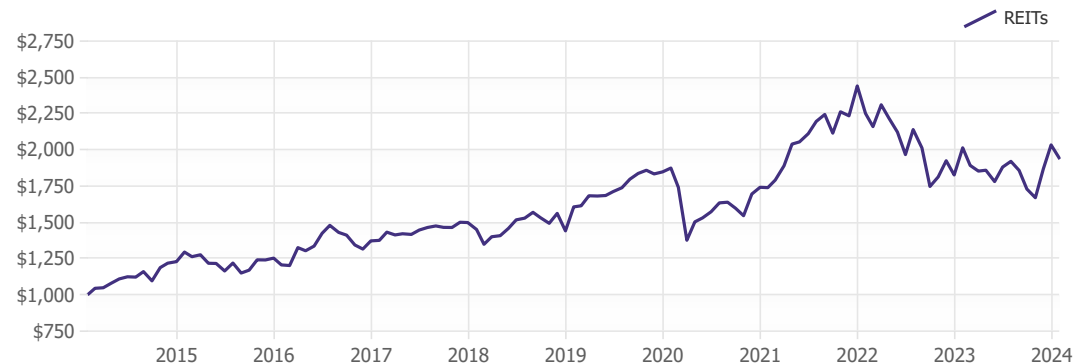
Average: \$6,938  
Median: \$1,677  
Largest: \$117,058  
Smallest: \$49

## Performance Data

3 Month: 15.9%  
6 Month: 0.8%  
YTD: -4.8%  
1 Year: -3.9%  
Annualized 3 Year: 3.6%  
Annualized 5 Year: 3.8%  
Annualized 10 Year: 6.8%  
Standard Deviation: 17.5%  
Sharpe Ratio: 0.44

The S-Network REIT Indexes measures the float market cap regional performance of publicly listed REITs. The S-Network US Composite REIT Index represents performance of all publicly listed US REITs excluding OTC listings

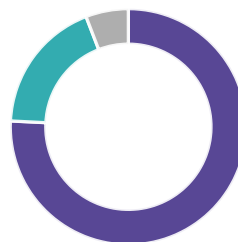
## Performance of \$1,000 invested



## Top 10 Constituents

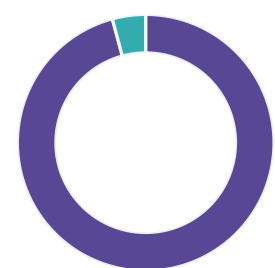
Company Name	Sector	Ticker	Index Weight
Prologis Inc.	Real Estate & REITs	PLD	9.0%
American Tower Corporation	Real Estate & REITs	AMT	7.0%
Equinix Inc.	Real Estate & REITs	EQIX	6.0%
Crown Castle Inc.	Real Estate & REITs	CCI	3.6%
Welltower OP LLC	Real Estate & REITs	WELL	3.6%
Realty Income Corporation	Real Estate & REITs	O	3.5%
Simon Property Group Inc	Real Estate & REITs	SPG	3.5%
Public Storage	Real Estate & REITs	PSA	3.5%
Digital Realty Trust Inc.	Real Estate & REITs	DLR	3.3%
Vici Properties Inc	Real Estate & REITs	VICI	2.4%
<b>Total:</b>			<b>45.5%</b>

## Market Capitalization



Large-Cap 75.8%  
Mid-Cap 18.4%  
Small-Cap 5.8%

## Sector Weightings



Real Estate & REITs 95.8%  
Financials 4.2%

VettaFi, a data, analytics, and thought leadership company, is transforming financial services from an industry to a community — one relationship at a time. In addition to providing interactive online tools and research, VettaFi offers asset managers an array of indexing and digital distribution solutions to innovate and scale their businesses. With billions in assets benchmarked to its indices — and more than 200 customers globally — asset managers look to VettaFi for benchmarks and best-in-class index solutions. VettaFi owns and administers S-Network Global indexes.

It is not possible to invest directly in an index. Index performance does not reflect the deduction of any fees or expenses. VettaFi does not sponsor, endorse, sell, or promote any investment product linked to or based on the S-Network US Composite REIT Index. Performance is provided on a total-return basis. Correlation is based on monthly data over the trailing 120 month period. Percentage of positive months, standard deviation, value of \$1,000, and Sharpe ratio comparisons are based on monthly data over the trailing 120 month period. The S-Network US Composite REIT Index is the exclusive property of VettaFi, which shall have no liability for any errors or omissions in calculating the Index.