

VFPT / VettaFi Portugal Large/Mid Cap Index

Index fact sheet as of March 29, 2024

VFPT Facts

Ticker

Price Return: VFPT
Total Return: VFPTG
Net Total Return: VFPTN

Index Launch

October 02, 2023

Base Value

1,000 on December 15, 2000

Index Calculation

Every fifteen (15) seconds

Reconstitution Dates

Every 3rd Friday of March and
September

Rebalancing Dates

Every 3rd Friday of March, June,
September and December

Index Rules

Available at vetafi.com

Portfolio Characteristics

Number of Companies: 4

Company Size by Market
Capitalization (millions):

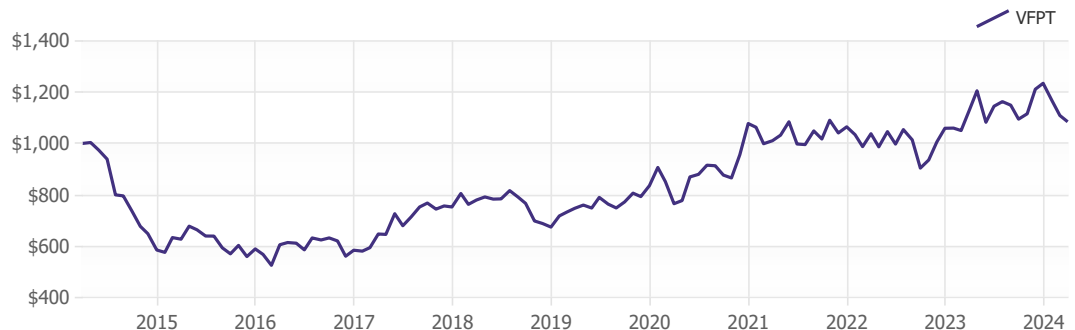
Average: \$11,433
Median: \$12,159
Largest: \$16,313
Smallest: \$5,103

Performance Data

3 Month: -12.1%
6 Month: -0.9%
YTD: -12.1%
1 Year: -4.1%
Annualized 3 Year: 2.4%
Annualized 5 Year: 7.7%
Annualized 10 Year: 0.8%
Standard Deviation: 19.5%
Sharpe Ratio: 0.11

The VettaFi Developed World Equity Index Family is an index family designed to provide accurate coverage of developed markets. The regional indexes are a composite of their constituent country indexes. The index family is float-market cap weighted and targets each of its countries large midcap market cap space. The VettaFi Portugal Large/Mid Cap Index represents the large- and mid-capitalization Portugal stocks.

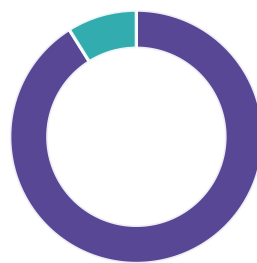
Performance of \$1,000 invested



Top 10 Constituents

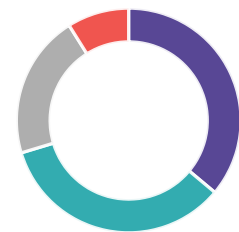
Company Name	Sector	Ticker	Index Weight
Jeronimo Martins - S.G.P.S. S.A.	Consumer Staples	JMT PL	36.1%
EDP-Energias de Portugal SA	Utilities	EDP PL	34.3%
Galp Energia SGPS SA	Energy	GALP PL	20.8%
Banco Comercial Portugues S.A.	Financials	BCP PL	8.9%
Total:			100.0%

Market Capitalization



Large-Cap 91.1%
Mid-Cap 8.9%

Sector Weightings



Consumer Staples 36.1%
Utilities 34.3%
Energy 20.8%
Financials 8.9%

VettaFi, a data, analytics, and thought leadership company, is transforming financial services from an industry to a community — one relationship at a time. In addition to providing interactive online tools and research, VettaFi offers asset managers an array of indexing and digital distribution solutions to innovate and scale their businesses. With billions in assets benchmarked to its indices — and more than 200 customers globally — asset managers look to VettaFi for benchmarks and best-in-class index solutions.

It is not possible to invest directly in an index. Index performance does not reflect the deduction of any fees or expenses. VettaFi does not sponsor, endorse, sell, or promote any investment product linked to or based on the VettaFi Portugal Large/Mid Cap Index. Performance is provided on a total-return basis. Correlation is based on monthly data over the trailing 120 month period. Percentage of positive months, standard deviation, value of \$1,000, and Sharpe ratio comparisons are based on monthly data over the trailing 120 month period. The VettaFi Portugal Large/Mid Cap Index is the exclusive property of VettaFi, which shall have no liability for any errors or omissions in calculating the Index.