

VFGR / VettaFi Greece Large/Mid Cap Index

Index fact sheet as of March 29, 2024

VFGR Facts

Ticker

Price Return: VFGR
Total Return: VFGRG
Net Total Return: VFGRN

Index Launch

October 02, 2023

Base Value

1,000 on December 15, 2000

Index Calculation

Every fifteen (15) seconds

Reconstitution Dates

Every 3rd Friday of March and
September

Rebalancing Dates

Every 3rd Friday of March, June,
September and December

Index Rules

Available at vettafi.com

Portfolio Characteristics

Number of Companies: 14

Company Size by Market
Capitalization (millions):

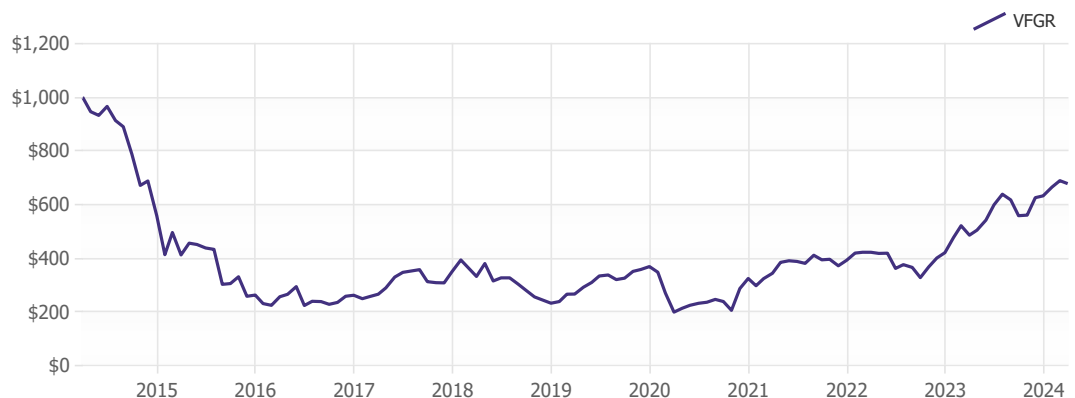
Average: \$4,502
Median: \$4,470
Largest: \$7,168
Smallest: \$1,885

Performance Data

3 Month: 7.2%
6 Month: 21.4%
YTD: 7.2%
1 Year: 39.5%
Annualized 3 Year: 25.4%
Annualized 5 Year: 20.5%
Annualized 10 Year: -3.8%
Standard Deviation: 35.2%
Sharpe Ratio: 0.06

The VettaFi Greece Large/Mid Cap Country Index represents the investment opportunity in the Large/Mid Cap segment of Greece's market.


Performance of \$1,000 invested



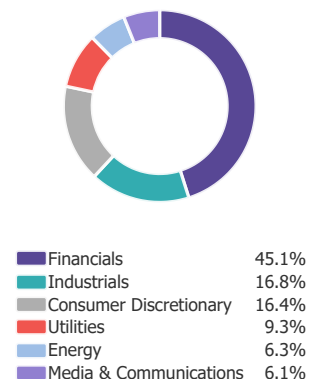
Top 10 Constituents

Company Name	Sector	Ticker	Index Weight
National Bank of Greece SA	Financials	ETE GA	14.7%
Eurobank Ergasias Services and Holdings	Financials	EUROB GA	11.8%
Mytilineos S.A	Industrials	MYTIL GA	9.6%
Piraeus Financial Holdings S.A	Financials	TPEIR GA	9.6%
Alpha Services & Holdings SA	Financials	ALPHA GA	9.0%
Opap SA	Consumer Discretionary	OPAP GA	8.4%
Jumbo SA	Consumer Discretionary	BELA GA	8.0%
Public Power Corp	Utilities	PPC GA	6.6%
Hellenic Telecommunications	Media & Communications	HTO GA	6.1%
Star Bulk Carriers Corp.	Industrials	SBLK	4.7%
Total:			88.5%

Market Capitalization



Sector Weightings



VettaFi, a data, analytics, and thought leadership company, is transforming financial services from an industry to a community — one relationship at a time. In addition to providing interactive online tools and research, VettaFi offers asset managers an array of indexing and digital distribution solutions to innovate and scale their businesses. With billions in assets benchmarked to its indices — and more than 200 customers globally — asset managers look to VettaFi for benchmarks and best-in-class index solutions.

It is not possible to invest directly in an index. Index performance does not reflect the deduction of any fees or expenses. VettaFi does not sponsor, endorse, sell, or promote any investment product linked to or based on the VettaFi Greece Large/Mid Cap Index. Performance is provided on a total-return basis. Correlation is based on monthly data over the trailing 120 month period. Percentage of positive months, standard deviation, value of \$1,000, and Sharpe ratio comparisons are based on monthly data over the trailing 120 month period. The VettaFi Greece Large/Mid Cap Index is the exclusive property of VettaFi, which shall have no liability for any errors or omissions in calculating the Index.