

BLKCHN / Alerian Galaxy Global Blockchain Equity Index

Index fact sheet as of January 31, 2024

BLKCHN Facts

Ticker

Price Return: BLKCHN
Total Return: BLKCHNT
Net Total Return: BLKCHNN

Index Launch

May 12, 2021

Base Value

1,001.86 on June 30, 2020

Index Calculation

Every fifteen (15) seconds

Reconstitution Dates

Every 3rd Friday of each month

Rebalancing Dates

Every 3rd Friday of each month

Index Rules

Available at vettafi.com

Portfolio Characteristics

Number of Companies: 60

Company Size by Market Capitalization (millions):

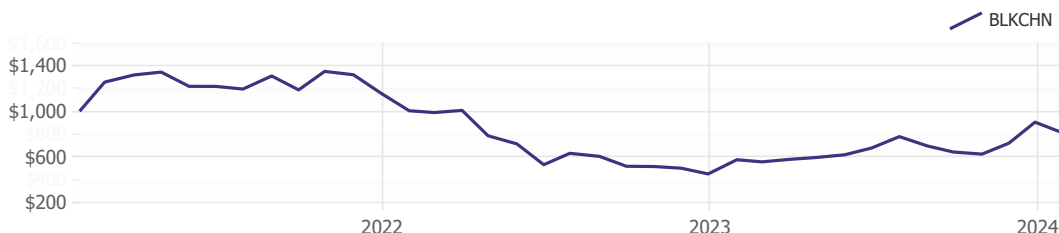
Average: \$243,460
Median: \$116,367
Largest: \$2,954,919
Smallest: \$37

Performance Data

3 Month: 28.7%
6 Month: 3.4%
YTD: -11.1%
1 Year: 39.8%
Annualized 3 Year: -7.0%
Standard Deviation: 44.2%
Sharpe Ratio: 0.01

The Alerian Galaxy Global Blockchain Index family are Indexes of cryptocurrency futures, cryptocurrency Trusts, cryptocurrency ETPs, and/or companies, listed on global recognized exchanges, that are materially engaged in the development of blockchain technology, cryptocurrency mining, cryptocurrency buying, or enabling technologies that facilitate the transfer, custody, and issuance of cryptocurrency. Included in the Indexes are companies engaged in the development of blockchain technologies and related technology creators and producers that enable the development of blockchain technology. The Alerian Galaxy Global Blockchain Index is in the Alerian Galaxy Global Blockchain Index family.

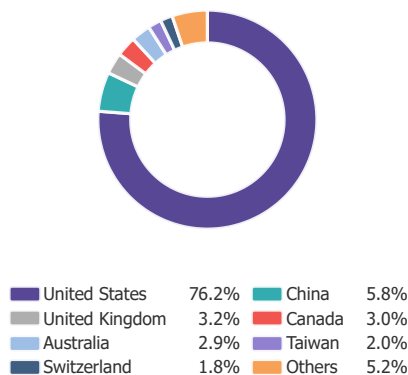
Performance of \$1,000 invested



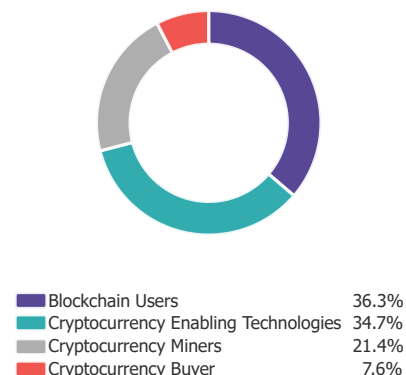
Top 10 Constituents

Company Name	Sector	Ticker	Index Weight
Bitdeer Technologies Group	Cryptocurrency Miners	BTDR	2.0%
Advanced Micro Devices Inc.	Cryptocurrency Enabling Technologies	AMD	2.0%
International Business Machines	Blockchain Users	IBM	2.0%
NVIDIA Corp.	Cryptocurrency Enabling Technologies	NVDA	2.0%
Verizon Communications Inc.	Blockchain Users	VZ	2.0%
Taiwan Semiconductor Manufacturing Co.	Cryptocurrency Enabling Technologies	TSM	2.0%
Citigroup Inc.	Blockchain Users	C	1.9%
QUALCOMM Inc.	Blockchain Users	QCOM	1.9%
Oracle Corp.	Blockchain Users	ORCL	1.9%
MasterCard Incorporated	Blockchain Users	MA	1.9%
Total:			19.5%

Country Weightings



Sector Weightings



VettaFi, a data, analytics, and thought leadership company, is transforming financial services from an industry to a community — one relationship at a time. In addition to providing interactive online tools and research, VettaFi offers asset managers an array of indexing and digital distribution solutions to innovate and scale their businesses. With billions in assets benchmarked to its indices — and more than 200 customers globally — asset managers look to VettaFi for benchmarks and best-in-class index solutions. VettaFi owns and administers the Alerian Index Series.

It is not possible to invest directly in an index. Index performance does not reflect the deduction of any fees or expenses. VettaFi does not sponsor, endorse, sell, or promote any investment product linked to or based on the Alerian Galaxy Global Blockchain Equity Index. Performance is provided on a total-return basis. Correlation is based on monthly data over the trailing 36 month period. Percentage of positive months, standard deviation, value of \$1,000, and Sharpe ratio comparisons are based on monthly data over the trailing 36 month period. The Alerian Galaxy Global Blockchain Equity Index is the exclusive property of VettaFi, which shall have no liability for any errors or omissions in calculating the Index.