

SNR1000 / VettaFi US Equity Large/Mid-Cap 1000 Index

Index fact sheet as of January 31, 2024

SNR1000 Facts

Ticker

Price Return: SNR1000
Total Return: SNR1000T
Net Total Return: SNR1000N

Index Launch

January 29, 2018

Base Value

1,000 on December 17, 1999

Index Calculation

Every fifteen (15) seconds

Reconstitution Dates

Every 3rd Friday of June and December

Rebalancing Dates

Every 3rd Friday of March, June, September and December

Index Rules

Available at vettafi.com

Portfolio Characteristics

Number of Companies: 998

Company Size by Market Capitalization (millions):

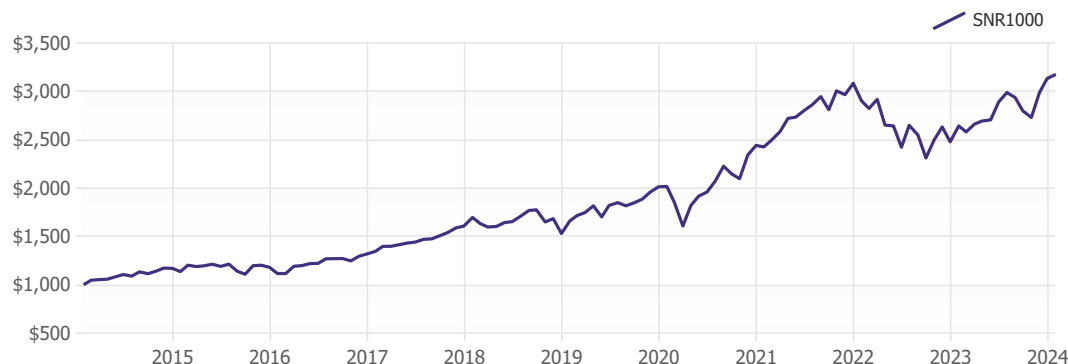
Average: \$46,156
Median: \$12,569
Largest: \$2,954,919
Smallest: \$2,392

Performance Data

3 Month: 16.3%
6 Month: 6.3%
YTD: 1.4%
1 Year: 20.2%
Annualized 3 Year: 9.4%
Annualized 5 Year: 13.9%
Annualized 10 Year: 12.2%
Standard Deviation: 15.4%
Sharpe Ratio: 0.80

The VettaFi US Benchmark Indexes are a family of benchmark indexes designed to provide accurate coverage to segments of publicly listed US stocks that together represent over 98% of the market capitalization of the US market. The VettaFi US Equity Large/Mid-Cap 1000 Index represents the 1000 largest US stocks.

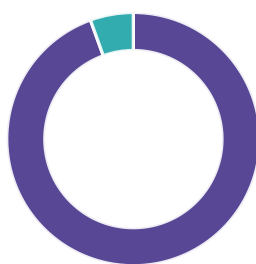
Performance of \$1,000 invested



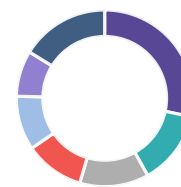
Top 10 Constituents

Company Name	Sector	Ticker	Index Weight
Microsoft Corporation	Technology	MSFT	6.5%
Apple Inc.	Technology	AAPL	6.4%
Alphabet Inc.	Media & Communications	GOOGL	3.5%
NVIDIA Corp.	Technology	NVDA	3.2%
Amazon.com Inc.	Consumer Discretionary	AMZN	3.1%
Meta Platforms Inc	Media & Communications	META	1.9%
Berkshire Hathaway Inc.	Financials	BRK/B	1.4%
Eli Lilly & Co.	Healthcare	LLY	1.2%
Broadcom Inc	Technology	AVGO	1.2%
Tesla Inc	Consumer Discretionary	TSLA	1.1%
Total:			29.6%

Market Capitalization



Sector Weightings



VettaFi, a data, analytics, and thought leadership company, is transforming financial services from an industry to a community — one relationship at a time. In addition to providing interactive online tools and research, VettaFi offers asset managers an array of indexing and digital distribution solutions to innovate and scale their businesses. With billions in assets benchmarked to its indices — and more than 200 customers globally — asset managers look to VettaFi for benchmarks and best-in-class index solutions.

It is not possible to invest directly in an index. Index performance does not reflect the deduction of any fees or expenses. VettaFi does not sponsor, endorse, sell, or promote any investment product linked to or based on the VettaFi US Equity Large/Mid-Cap 1000 Index. Performance is provided on a total-return basis. Correlation is based on monthly data over the trailing 120 month period. Percentage of positive months, standard deviation, value of \$1,000, and Sharpe ratio comparisons are based on monthly data over the trailing 120 month period. The VettaFi US Equity Large/Mid-Cap 1000 Index is the exclusive property of VettaFi, which shall have no liability for any errors or omissions in calculating the Index.