

# VFNZ / VettaFi New Zealand Large/Mid Cap Index

Index fact sheet as of January 31, 2024

## VFNZ Facts

### Ticker

Price Return: VFNZ  
Total Return: VFNZG  
Net Total Return: VFNZN

### Index Launch

October 02, 2023

### Base Value

1,000 on December 15, 2000

### Index Calculation

Every fifteen (15) seconds

### Reconstitution Dates

Every 3rd Friday of March and September

### Rebalancing Dates

Every 3rd Friday of March, June, September and December

### Index Rules

Available at [vetafi.com](http://vetafi.com)

## Portfolio Characteristics

Number of Companies: 10

Company Size by Market Capitalization (millions):

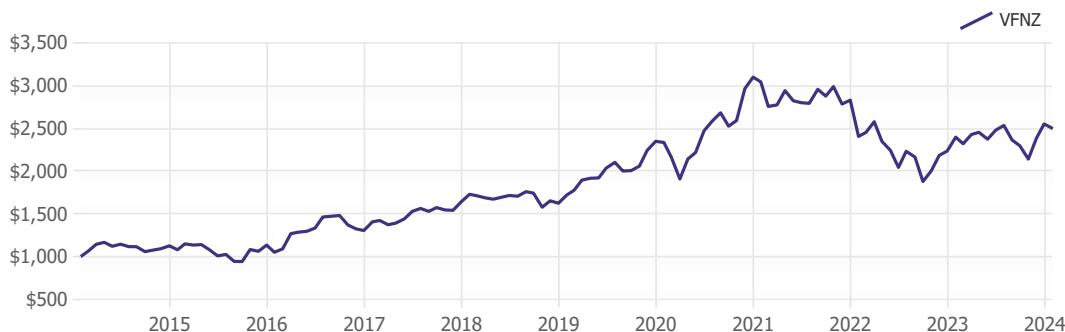
Average: \$6,600  
Median: \$5,860  
Largest: \$11,097  
Smallest: \$3,912

## Performance Data

3 Month: 16.7%  
6 Month: -1.4%  
YTD: -2.1%  
1 Year: 4.2%  
Annualized 3 Year: -6.4%  
Annualized 5 Year: 7.7%  
Annualized 10 Year: 9.6%  
Standard Deviation: 19.9%  
Sharpe Ratio: 0.54

The VettaFi Developed World Equity Index Family is an index family designed to provide accurate coverage of developed markets. The regional indexes are a composite of their constituent country indexes. The index family is float-market cap weighted and targets each of its countries large midcap market cap space. The VettaFi Zealand Large/Mid Cap Index represents the large- and mid-capitalization Zealand stocks.

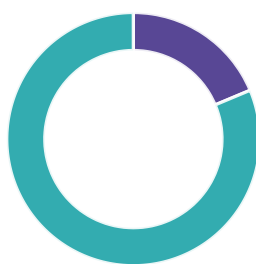
## Performance of \$1,000 invested



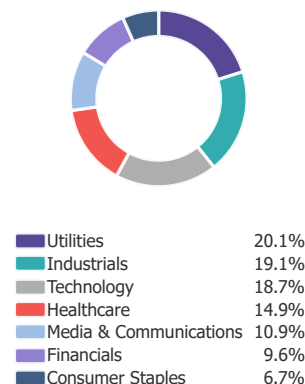
## Top 10 Constituents

Company Name	Sector	Ticker	Index Weight
Xero Ltd.	Technology	XRO AU	18.7%
Fisher & Paykel Healthcare Corp Ltd.	Healthcare	FPH NZ	14.9%
Auckland International Airport Ltd.	Industrials	AIA NZ	12.6%
Spark New Zealand Ltd.	Media & Communications	SPK NZ	10.9%
Infratil Ltd.	Financials	IFT NZ	9.6%
Meridian Energy Ltd.	Utilities	MEL NZ	7.8%
Contact Energy Ltd	Utilities	CEN NZ	7.2%
EBOS Group Ltd.	Consumer Staples	EBO NZ	6.7%
Mainfreight Ltd.	Industrials	MFT NZ	6.5%
Mercury NZ Ltd.	Utilities	MCY NZ	5.2%
<b>Total:</b>			<b>100.0%</b>

## Market Capitalization



## Sector Weightings



VettaFi, a data, analytics, and thought leadership company, is transforming financial services from an industry to a community — one relationship at a time. In addition to providing interactive online tools and research, VettaFi offers asset managers an array of indexing and digital distribution solutions to innovate and scale their businesses. With billions in assets benchmarked to its indices — and more than 200 customers globally — asset managers look to VettaFi for benchmarks and best-in-class index solutions.

It is not possible to invest directly in an index. Index performance does not reflect the deduction of any fees or expenses. VettaFi does not sponsor, endorse, sell, or promote any investment product linked to or based on the VettaFi New Zealand Large/Mid Cap Index. Performance is provided on a total-return basis. Correlation is based on monthly data over the trailing 120 month period. Percentage of positive months, standard deviation, value of \$1,000, and Sharpe ratio comparisons are based on monthly data over the trailing 120 month period. The VettaFi New Zealand Large/Mid Cap Index is the exclusive property of VettaFi, which shall have no liability for any errors or omissions in calculating the Index.