

# IDOGX / S-Network International Sector Dividend Dogs

Index fact sheet as of January 31, 2024

## IDOGX Facts

**Ticker**  
Price Return: IDOGX  
Total Return: IDOGXTR  
Net Total Return: IDOGXNTR

**Index Launch**  
May 24, 2013

**Base Value**  
1,000 on December 31, 1999

**Index Calculation**  
Every fifteen (15) seconds

**Reconstitution Dates**  
Every 3rd Friday of December

**Rebalancing Dates**  
Every 3rd Friday of March, June,  
September and December

**Index Rules**  
Available at [vettafi.com](http://vettafi.com)

## Portfolio Characteristics

Number of Companies: 50

Company Size by Market  
Capitalization (millions):

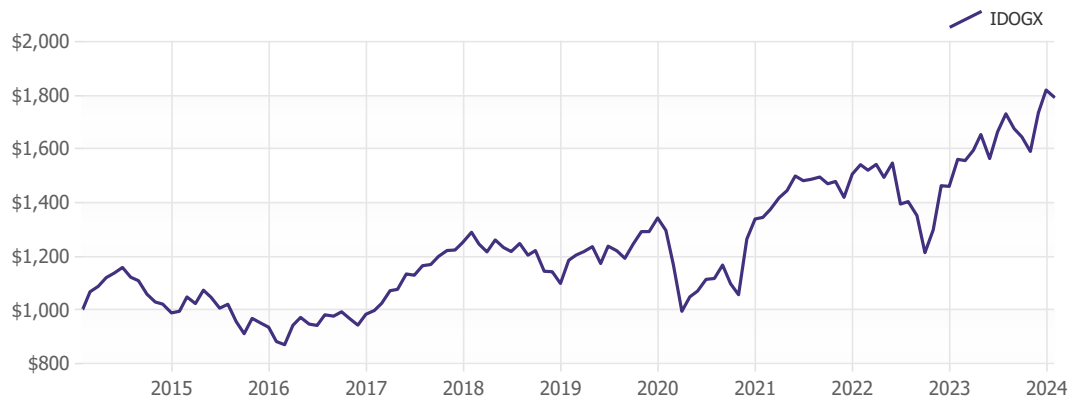
Average: \$44,021  
Median: \$31,243  
Largest: \$201,759  
Smallest: \$10,536

## Performance Data

3 Month: 12.6%  
6 Month: 3.5%  
YTD: -1.6%  
1 Year: 14.7%  
Annualized 3 Year: 10.0%  
Annualized 5 Year: 8.6%  
Annualized 10 Year: 6.0%  
Standard Deviation: 16.0%  
Sharpe Ratio: 0.42

The index is derived from a universe of mainly large capitalization stocks domiciled in developed markets outside the Americas

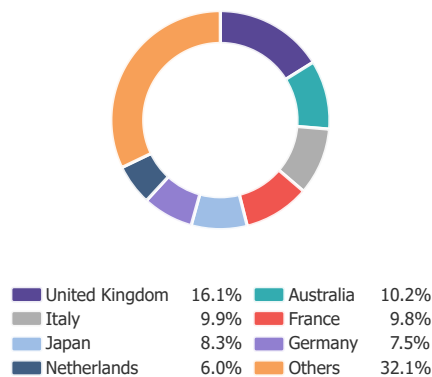
## Performance of \$1,000 invested



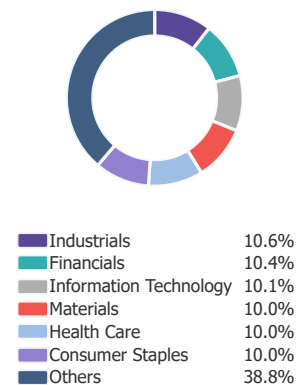
## Top 10 Constituents

| Company Name                    | Sector                 | Ticker        | Index Weight |
|---------------------------------|------------------------|---------------|--------------|
| AP Moller-Maersk                | Industrials            | MAERSKB<br>DC | 2.4%         |
| Fortescue Ltd.                  | Materials              | FMG AU        | 2.3%         |
| Kuehne & Nagel International AG | Industrials            | KNIN SW       | 2.2%         |
| Nokia Corp                      | Information Technology | NOKIA FH      | 2.2%         |
| Mediobanca - Banca di Credito   | Financials             | MB IM         | 2.2%         |
| GSK plc                         | Health Care            | GSK LN        | 2.1%         |
| Sanofi                          | Health Care            | SAN FP        | 2.1%         |
| Woodside Energy Group Ltd       | Energy                 | WDS AU        | 2.1%         |
| Canon Inc.                      | Information Technology | 7751 JP       | 2.1%         |
| Isuzu Motors Ltd.               | Consumer Discretionary | 7202 JP       | 2.1%         |
| <b>Total:</b>                   |                        |               | <b>21.8%</b> |

## Country Weightings



## Sector Weightings



VettaFi, a data, analytics, and thought leadership company, is transforming financial services from an industry to a community — one relationship at a time. In addition to providing interactive online tools and research, VettaFi offers asset managers an array of indexing and digital distribution solutions to innovate and scale their businesses. With billions in assets benchmarked to its indices — and more than 200 customers globally — asset managers look to VettaFi for benchmarks and best-in-class index solutions. VettaFi owns and administers S-Network Global indexes.

It is not possible to invest directly in an index. Index performance does not reflect the deduction of any fees or expenses. VettaFi does not sponsor, endorse, sell, or promote any investment product linked to or based on the S-Network International Sector Dividend Dogs. Performance is provided on a total-return basis. Correlation is based on monthly data over the trailing 120 month period. Percentage of positive months, standard deviation, value of \$1,000, and Sharpe ratio comparisons are based on monthly data over the trailing 120 month period. The S-Network International Sector Dividend Dogs is the exclusive property of VettaFi, which shall have no liability for any errors or omissions in calculating the Index.