

VFCDIL / VettaFi Canada Industrials Capped Index

Index fact sheet as of January 31, 2024

VFCDIL Facts

Ticker

Price Return: VFCDIL
Total Return: VFCDILG
Net Total Return: VFCDILN

Index Launch

January 31, 2024

Base Value

1,000 on December 15, 2000

Index Calculation

Every fifteen (15) seconds

Reconstitution Dates

Every 3rd Friday of March and September

Rebalancing Dates

Every 3rd Friday of March, June, September and December

Index Rules

Available at vetafi.com

Portfolio Characteristics

Number of Companies: 18

Company Size by Market Capitalization (millions):

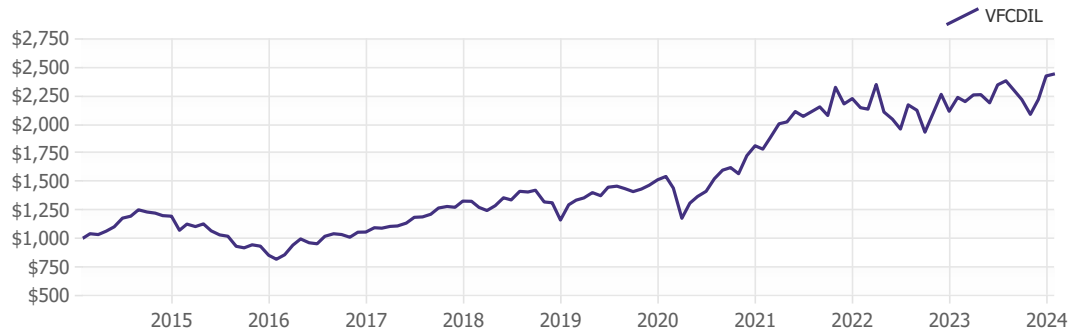
Average: \$16,118
Median: \$6,509
Largest: \$80,341
Smallest: \$1,329

Performance Data

3 Month: 17.0%
6 Month: 2.6%
YTD: 0.8%
1 Year: 9.2%
Annualized 3 Year: 11.0%
Annualized 5 Year: 13.5%
Annualized 10 Year: 9.3%
Standard Deviation: 18.0%
Sharpe Ratio: 0.57

The VettaFi Canada Extended Market Index Family is a float market cap weighted index family targeting 95% of the Canadian market. The capped sector indexes are sector indexes within the Canada Extended Market Index with an individual 25% constituent market cap. The VettaFi Canada Industrials Capped Index represents industrial sector.

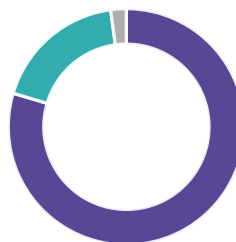
Performance of \$1,000 invested



Top 10 Constituents

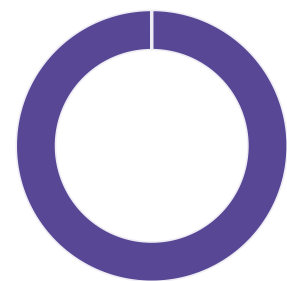
Company Name	Sector	Ticker	Index Weight
Canadian Pacific Kansas City Ltd.	Industrials	CP	25.4%
Canadian National Railway Company	Industrials	CNI	24.2%
Waste Connections Inc (CA) Inc	Industrials	WCN	15.7%
WSP Global Inc	Industrials	WSP CN	7.2%
TFI International Inc	Industrials	TFII	4.2%
Stantec Inc.	Industrials	STN CN	3.5%
GFL Environmental Inc.	Industrials	GFL	2.9%
Toromont Industries Ltd.	Industrials	TIH CN	2.8%
Element Fleet Management Corp	Industrials	EFN CN	2.6%
CAE Inc	Industrials	CAE CN	2.5%
Total:			91.0%

Market Capitalization



Large-Cap 79.6%
Mid-Cap 18.3%
Small-Cap 2.1%

Sector Weightings



Industrials 100.0%

VettaFi, a data, analytics, and thought leadership company, is transforming financial services from an industry to a community — one relationship at a time. In addition to providing interactive online tools and research, VettaFi offers asset managers an array of indexing and digital distribution solutions to innovate and scale their businesses. With billions in assets benchmarked to its indices — and more than 200 customers globally — asset managers look to VettaFi for benchmarks and best-in-class index solutions.

It is not possible to invest directly in an index. Index performance does not reflect the deduction of any fees or expenses. VettaFi does not sponsor, endorse, sell, or promote any investment product linked to or based on the VettaFi Canada Industrials Capped Index. Performance is provided on a total-return basis. Correlation is based on monthly data over the trailing 120 month period. Percentage of positive months, standard deviation, value of \$1,000, and Sharpe ratio comparisons are based on monthly data over the trailing 120 month period. The VettaFi Canada Industrials Capped Index is the exclusive property of VettaFi, which shall have no liability for any errors or omissions in calculating the Index.