

# SNRL2V / VettaFi US Equity Large-Cap 200 Value Index

Index fact sheet as of March 28, 2024

## SNRL2V Facts

### Ticker

Price Return: SNRL2V

Total Return: SNRL2VT

Net Total Return: SNRL2VN

### Index Launch

July 16, 2020

### Base Value

1,000 on June 17, 2005

### Index Calculation

Every fifteen (15) seconds

### Reconstitution Dates

Every 3rd Friday of June and  
December

### Rebalancing Dates

Every 3rd Friday of March, June,  
September and December

### Index Rules

Available at [vettafi.com](https://vettafi.com)

## Portfolio Characteristics

Number of Companies: 140

Company Size by Market  
Capitalization (millions):

Average: \$143,442

Median: \$96,222

Largest: \$1,873,676

Smallest: \$33,502

## Performance Data

3 Month: 11.0%

6 Month: 21.4%

YTD: 11.0%

1 Year: 25.1%

Annualized 3 Year: 10.5%

Annualized 5 Year: 11.6%

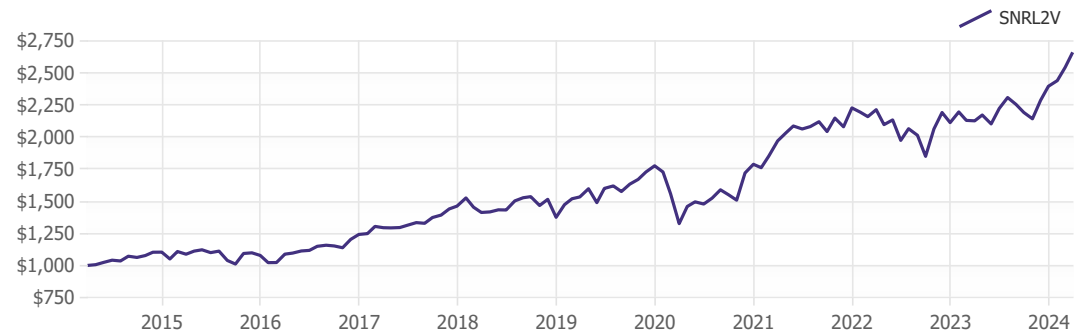
Annualized 10 Year: 10.3%

Standard Deviation: 14.9%

Sharpe Ratio: 0.70

The S-Network US Style Indexes and the VettaFi US Style Indexes are families of indexes designed to measure the performance of portfolios exposed to a Growth or Value Style. The VettaFi US Equity Large-Cap 200 Value Index represents large-capitalization US stocks that are constituents of SNRL200 and maintain certain characteristics associated with “value” stocks.


## Performance of \$1,000 invested



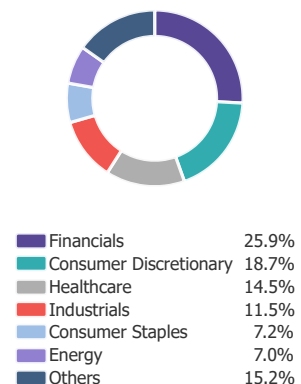
## Top 10 Constituents

Company Name	Sector	Ticker	Index Weight
Amazon.com Inc.	Consumer Discretionary	AMZN	11.8%
Berkshire Hathaway Inc.	Financials	BRK/B	5.4%
JPMorgan Chase & Co.	Financials	JPM	4.1%
Exxon Mobil Corp.	Energy	XOM	2.2%
Bank of America Corp.	Financials	BAC	2.1%
Chevron Corp.	Energy	CVX	2.1%
UnitedHealth Group Inc.	Healthcare	UNH	2.0%
Walmart Inc	Consumer Discretionary	WMT	1.8%
Wells Fargo & Co.	Financials	WFC	1.5%
The Procter & Gamble Company	Consumer Staples	PG	1.5%
Total:			34.4%

## Market Capitalization



## Sector Weightings



VettaFi, a data, analytics, and thought leadership company, is transforming financial services from an industry to a community — one relationship at a time. In addition to providing interactive online tools and research, VettaFi offers asset managers an array of indexing and digital distribution solutions to innovate and scale their businesses. With billions in assets benchmarked to its indices — and more than 200 customers globally — asset managers look to VettaFi for benchmarks and best-in-class index solutions.

It is not possible to invest directly in an index. Index performance does not reflect the deduction of any fees or expenses. VettaFi does not sponsor, endorse, sell, or promote any investment product linked to or based on the VettaFi US Equity Large-Cap 200 Value Index. Performance is provided on a total-return basis. Correlation is based on monthly data over the trailing 120 month period. Percentage of positive months, standard deviation, value of \$1,000, and Sharpe ratio comparisons are based on monthly data over the trailing 120 month period. The VettaFi US Equity Large-Cap 200 Value Index is the exclusive property of VettaFi, which shall have no liability for any errors or omissions in calculating the Index.