

# ROBO / ROBO Global Robotics and Automation Index

Index fact sheet as of March 29, 2024

## ROBO Facts

### Ticker

Price Return: ROBO  
Net Total Return: ROBOTR

### Index Launch

August 02, 2013

### Base Value

100 on December 31, 2002

### Index Calculation

Every fifteen (15) seconds

### Rebalancing Dates

Every third Friday of March, June, September, and December

### Index Rules

Available at [vettafi.com](http://vettafi.com)

## Portfolio Characteristics

Number of Companies: 77  
U.S. Companies: 32  
Non-U.S. Companies: 45

Company Size by Market Capitalization (millions):

Average: \$55,057  
Median: \$6,999  
Largest: \$2,258,900  
Smallest: \$473

Annualized Return: 16.08%  
Annualized Volatility: 18.07%  
Information Ratio: 0.89  
Trailing P/E: 45.55  
Forward P/E: 24.94  
Price/Book: 3.54  
EV/Sales: 3.61  
Dividend Yield: 1.00%

Performance data includes back-test results prior to August 02, 2013

The ROBO Global Robotics and Automation Index Series' objective is to provide investors with comprehensive, transparent and diversified benchmarks representing the global value chain of robotics, automation and enabling technologies.

## The Case for ROBO

1. **INDUSTRY EXPERTS** specializing in robotics, artificial intelligence (AI), and healthcare technologies whose mission is to define and identify the universe of robotics and automation for investors
2. **GLOBAL EXPOSURE** to the value chain of robotics, automation, and AI companies, across developed and emerging markets.
3. **MULTI-CAP** index providing diversified access to large-, mid- and small-cap companies with minimal overlap with most broad market indices.

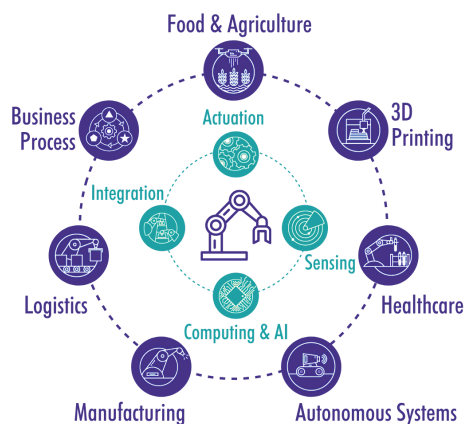
## Performance of \$1,000 invested



## Performance Data

	3 Month	6 Month	YTD	1 Year	Annualized		
					3 Year	5 Year	10 Year
Net Total Return	2.0%	16.7%	2.0%	8.1%	-1.8%	9.6%	9.1%
Price Return	1.8%	16.3%	1.8%	7.3%	-2.5%	8.8%	8.2%

## ROBO Global Industry Classification



To date, we have identified 11 subsectors of suitable product and technology maturity to the robotics and automation theme. These subsectors carry high growth and earnings potential. On a regular basis, we screen our database to identify companies that fit into these subsectors, meet a minimum revenue threshold, and satisfy our ESG Policy. Each company is assigned a "Theme Score" based on the company's level of revenues, market and technology leadership, and investments. These scores range from 1-100 with 100 representing significant levels of revenues and leadership. A company must have a minimum Theme Score of 50 to be considered for inclusion in the index.

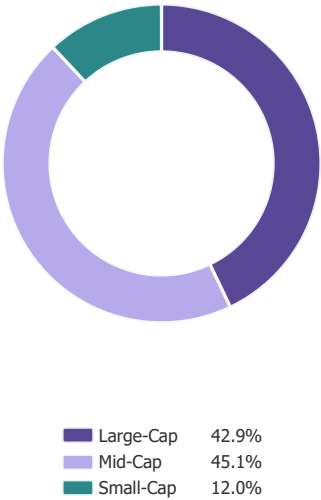
# ROBO / ROBO Global Robotics and Automation Index

Index fact sheet as of March 29, 2024

## Top 10 Constituents

Company Name	Index Weight
KARDEX HOLDING AG	1.83%
INTUITIVE SURGICAL INC.	1.80%
ZEBRA TECHNOLOGIES CORPORATION	1.76%
TERADYNE INC.	1.73%
ROCKWELL AUTOMATION, INC.	1.73%
HIWIN TECHNOLOGIES CORP.	1.71%
IPG PHOTONICS CORP	1.69%
NOVANTA INC	1.65%
AUTOSTORE HOLDINGS LTD.	1.65%
SERVICENOW INC	1.61%
TOTAL	17.16%

## Market Capitalization

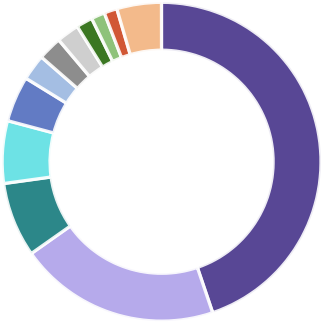


## ROBO Global Industry Classification



Manufacturing Automation	16.9%	Logistics Automation	15.1%
Healthcare	14.4%	Actuation	12.8%
Computing & AI	11.1%	Sensing	9.1%
Integration	6.2%	Food & Agriculture	5.9%
Business Process Automation	5.3%	3D Printing	2.3%
Autonomous Systems	1.0%		

## Country Weightings



United States	44.8%	Japan	20.4%
Germany	7.6%	Taiwan	6.3%
Switzerland	4.6%	Sweden	2.6%
United Kingdom	2.4%	France	2.3%
Norway	1.6%	South Korea	1.4%
Canada	1.3%	Others	4.5%

## About VettaFi

VettaFi, a data, analytics, and thought leadership company, is transforming financial services from an industry to a community one relationship at a time. In addition to providing interactive online tools and research, VettaFi offers asset managers an array of indexing and digital distribution solutions to innovate and scale their businesses. With billions in assets benchmarked to its indices and more than 200 customers globally asset managers look to VettaFi for benchmarks and best-in-class index solutions. VettaFi owns and administers the ROBO Global Index Series.

It is not possible to invest directly in an index. Index performance does not reflect the deduction of any fees or expenses. VettaFi does not sponsor, endorse, sell, or promote any investment product linked to or based on the ROBO Global Robotics and Automation Index. Performance is provided on a total-return basis. Historical performance illustrations in the indices may be based on a back-test calculation. Past performance of an index is not a guarantee of future results. The ROBO Global Robotics and Automation Index is the exclusive property of VettaFi, which shall have no liability for any errors or omissions in calculating the Index.