

SPACE / The S-Network Space Index

Index fact sheet as of April 30, 2024

SPACE Facts

Ticker

Price Return: SPACE
Total Return: SPACET
Net Total Return: SPACENT

Index Launch

May 07, 2018

Base Value

1,000 on December 31, 2014

Index Calculation

Every fifteen (15) seconds

Rebalancing Dates

On third Fridays of June and
December

Index Rules

Available at vettafi.com

Portfolio Characteristics

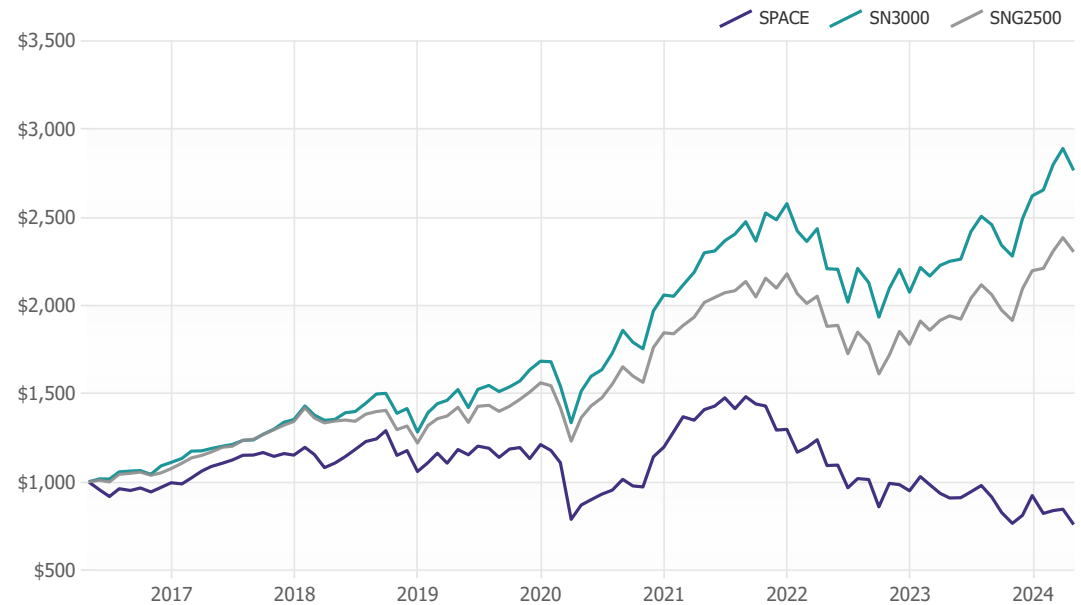
Number of Companies: 32

Company Size by Market
Capitalization (millions):

Average: \$32,309
Median: \$2,345
Largest: \$153,036
Smallest: \$53

The S-Network Space Index (TICKER: SPACE) is a modified capitalization weighted, float- and space revenue percentage-adjusted equity index designed to serve as an equity benchmark for globally traded stocks that are materially engaged in space-related businesses.

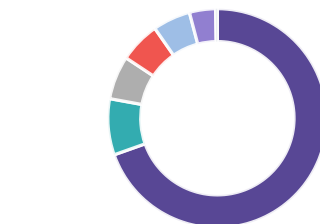
Performance of \$1,000 invested



Performance Data

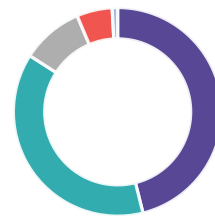
	3 Month	6 Month	YTD	1 Year	Annualized		
					3 Year	5 Year	8 Year
SPACE	-7.6%	-0.9%	-17.8%	-16.5%	-18.7%	-8.5%	-3.4%
SN3000	4.2%	21.3%	5.5%	22.9%	6.4%	12.7%	13.5%
SNG2500	4.2%	20.3%	4.9%	18.7%	4.5%	10.1%	11.0%

Country Weightings



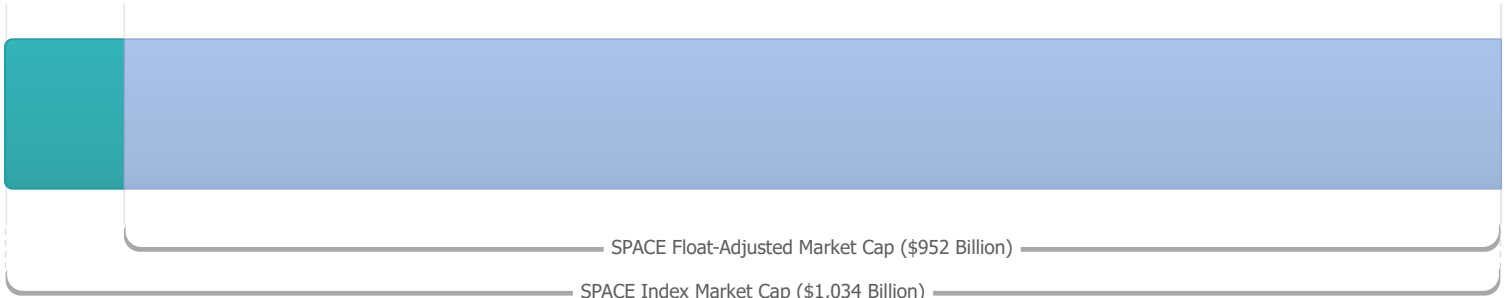
United States	69.6%	Japan	8.3%
Netherlands	6.4%	Canada	6.0%
France	5.6%	Luxembourg	3.9%
Italy	0.2%		

Sector Weightings



Media & Communications	46.1%
Industrials	37.9%
Technology	9.6%
Consumer Discretionary	5.5%
Materials	0.8%

Market Capitalization



Comparable Market Indices

	SPACE	SN3000	SNG2500
Correlation to SPACE	1.00	0.81	0.82
Value of \$1,000 Invested	\$758	\$2,765	\$2,303
Standard Deviation	22.9%	16.6%	15.5%
Sharpe Ratio	-0.06	0.81	0.71

Top 10 Constituents

Company Name	Sector	Ticker	Market Cap (millions)	Index Weight
EchoStar Corp.	Media & Communications	SATS	\$2,240	6.2%
Iridium Communications Inc.	Media & Communications	IRDM	\$3,813	5.8%
Garmin Ltd	Consumer Discretionary	GRMN	\$27,642	5.5%
Globalstar Inc	Media & Communications	GSAT	\$2,451	5.3%
Trimble Inc	Technology	TRMB	\$14,943	5.2%
Mda Limited	Industrials	MDA CN	\$1,235	5.1%
Eutelsat Communications SA	Media & Communications	ETL FP	\$1,924	5.1%
SKY Perfect JSAT Holdings Inc.	Media & Communications	9412 JP	\$1,759	4.9%
Rocket Lab USA Inc.	Industrials	RKLB	\$1,827	4.6%
ViaSat Inc.	Media & Communications	VSAT	\$1,981	4.5%
Total:			\$59,814	52.2%

About VettaFi

VettaFi, a data, analytics, and thought leadership company, is transforming financial services from an industry to a community — one relationship at a time. In addition to providing interactive online tools and research, VettaFi offers asset managers an array of indexing and digital distribution solutions to innovate and scale their businesses. With billions in assets benchmarked to its indices – and more than 200 customers globally – asset managers look to VettaFi for benchmarks and best-in-class index solutions. VettaFi owns and administers S-Network Global indexes.

It is not possible to invest directly in an index. Index performance does not reflect the deduction of any fees or expenses. VettaFi does not sponsor, endorse, sell, or promote any investment product linked to or based on the The S-Network Space Index. Performance is provided on a total-return basis. Correlation is based on monthly data over the trailing 96 month period. Percentage of positive months, standard deviation, value of \$1,000, and Sharpe ratio comparisons are based on monthly data over the trailing 96 month period. The The S-Network Space Index is the exclusive property of VettaFi, which shall have no liability for any errors or omissions in calculating the Index.