

# VFFR / VettaFi France Large/Mid Cap Index

Index fact sheet as of April 30, 2024

## VFFR Facts

### Ticker

Price Return: VFFR  
Total Return: VFFRG  
Net Total Return: VFFRN

### Index Launch

October 02, 2023

### Base Value

1,000 on December 15, 2000

### Index Calculation

Every fifteen (15) seconds

### Reconstitution Dates

Every 3rd Friday of March and  
September

### Rebalancing Dates

Every 3rd Friday of March, June,  
September and December

### Index Rules

Available at [vetafi.com](https://vetafi.com)

## Portfolio Characteristics

Number of Companies: 54

Company Size by Market  
Capitalization (millions):

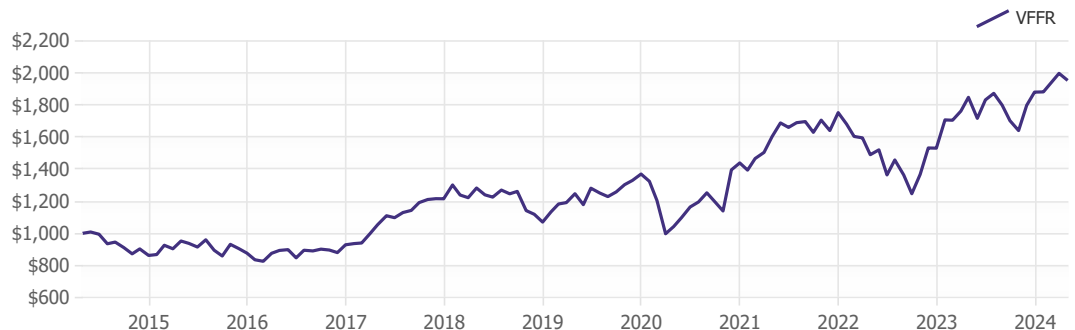
Average: \$50,417  
Median: \$21,463  
Largest: \$415,173  
Smallest: \$5,799

## Performance Data

3 Month: 3.8%  
6 Month: 19.0%  
YTD: 3.9%  
1 Year: 5.7%  
Annualized 3 Year: 6.8%  
Annualized 5 Year: 9.4%  
Annualized 10 Year: 6.9%  
Standard Deviation: 18.5%  
Sharpe Ratio: 0.42

The VettaFi Developed World Equity Index Family is an index family designed to provide accurate coverage of developed markets. The regional indexes are a composite of their constituent country indexes. The index family is float-market cap weighted and targets each of its countries large midcap market cap space. The VettaFi France Large/Mid Cap Index represents the large- and mid-capitalization France stocks.


## Performance of \$1,000 invested



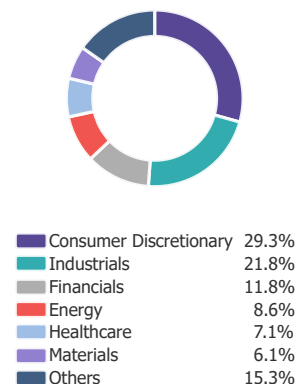
## Top 10 Constituents

Company Name	Sector	Ticker	Index Weight
LVMH Moët Hennessy Vuitton SE	Consumer Discretionary	MC FP	11.7%
TotalEnergies SE	Energy	TTE FP	8.6%
Schneider Electric SE	Industrials	SU FP	6.8%
L'Oreal S.A.	Consumer Discretionary	OR FP	6.3%
Sanofi	Healthcare	SAN FP	6.2%
Air Liquide S.A.(L')	Materials	AI FP	5.7%
Safran SA	Industrials	SAF FP	4.2%
BNP Paribas SA	Financials	BNP FP	4.1%
Axa SA	Financials	CS FP	4.0%
EssilorLuxottica SA	Consumer Discretionary	EL FP	3.6%
Total:			61.3%

## Market Capitalization



## Sector Weightings



VettaFi, a data, analytics, and thought leadership company, is transforming financial services from an industry to a community — one relationship at a time. In addition to providing interactive online tools and research, VettaFi offers asset managers an array of indexing and digital distribution solutions to innovate and scale their businesses. With billions in assets benchmarked to its indices — and more than 200 customers globally — asset managers look to VettaFi for benchmarks and best-in-class index solutions.

It is not possible to invest directly in an index. Index performance does not reflect the deduction of any fees or expenses. VettaFi does not sponsor, endorse, sell, or promote any investment product linked to or based on the VettaFi France Large/Mid Cap Index. Performance is provided on a total-return basis. Correlation is based on monthly data over the trailing 120 month period. Percentage of positive months, standard deviation, value of \$1,000, and Sharpe ratio comparisons are based on monthly data over the trailing 120 month period. The VettaFi France Large/Mid Cap Index is the exclusive property of VettaFi, which shall have no liability for any errors or omissions in calculating the Index.