

AMZ / Alerian MLP Index

Index fact sheet as of April 30, 2024

AMZ Facts

Ticker

Price Return: AMZ
Total Return: AMZX

Bloomberg

Price Return: AMZ
Total Return: AMZX

Reuters

Price Return: .AMZ
Total Return: .AMZX

Index Launch

June 01, 2006

Base Value

100 on December 29, 1995

Index Calculation

Every fifteen (15) seconds

Rebalancing Dates

Every third Friday of March, June, September, and December

Index Rules

Available at vettafi.com

Portfolio Characteristics

Number of Companies: 20

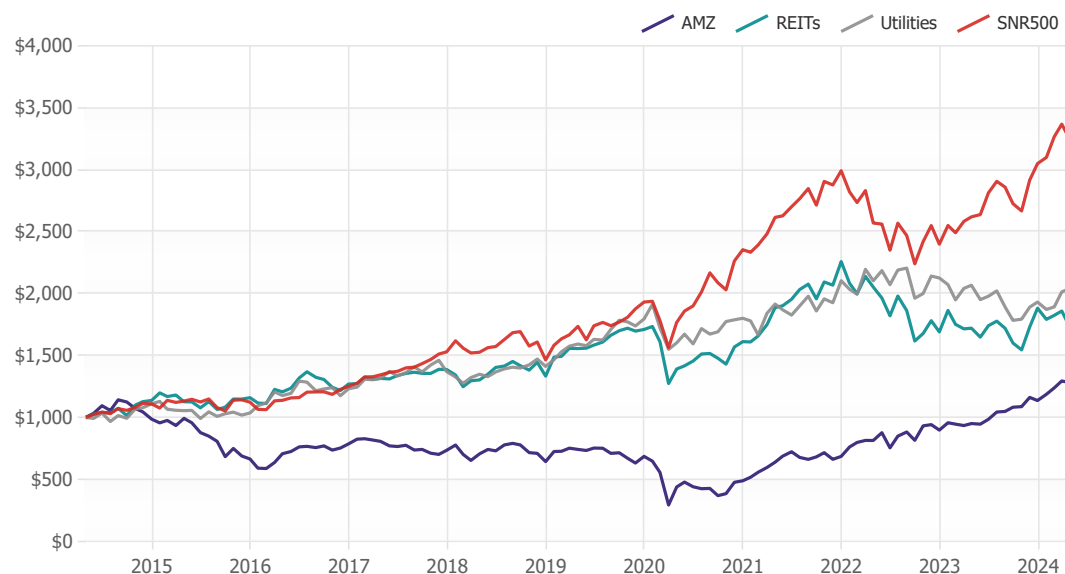
Company Size by Market Capitalization (millions):

Average: \$12,063
Median: \$2,910
Largest: \$60,884
Smallest: \$105

% Investment Grade: 55.7%

The Alerian MLP Index is the leading gauge of energy infrastructure Master Limited Partnerships (MLPs). The capped, float-adjusted, capitalization-weighted index, whose constituents earn the majority of their cash flow from midstream activities involving energy commodities, is disseminated real-time on a price-return basis (AMZ) and on a total-return basis (AMZX).

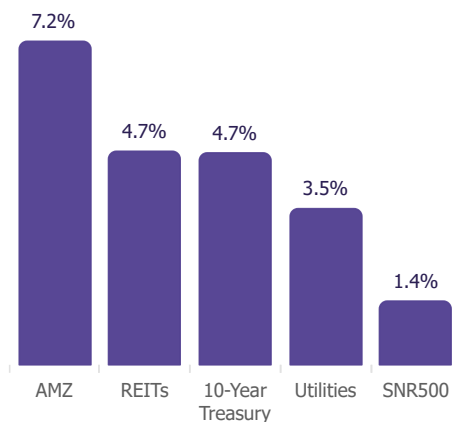
Performance of \$1,000 invested



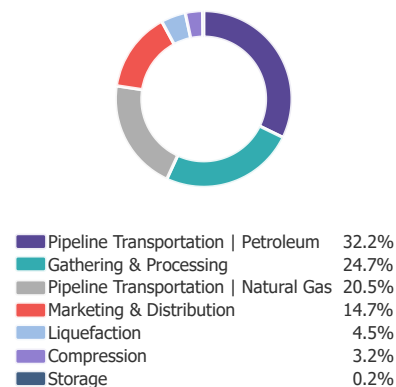
Performance Data

	3 Month	6 Month	YTD	1 Year	Annualized		
					3 Year	5 Year	10 Year
AMZ	7.7%	17.6%	12.5%	34.5%	26.0%	11.5%	2.5%
REITs	-4.3%	10.9%	-8.9%	-0.4%	-3.1%	2.0%	5.5%
Utilities	9.2%	14.0%	5.9%	-1.1%	2.2%	5.1%	7.4%
SNR500	4.3%	21.2%	6.0%	23.4%	7.3%	13.2%	12.4%

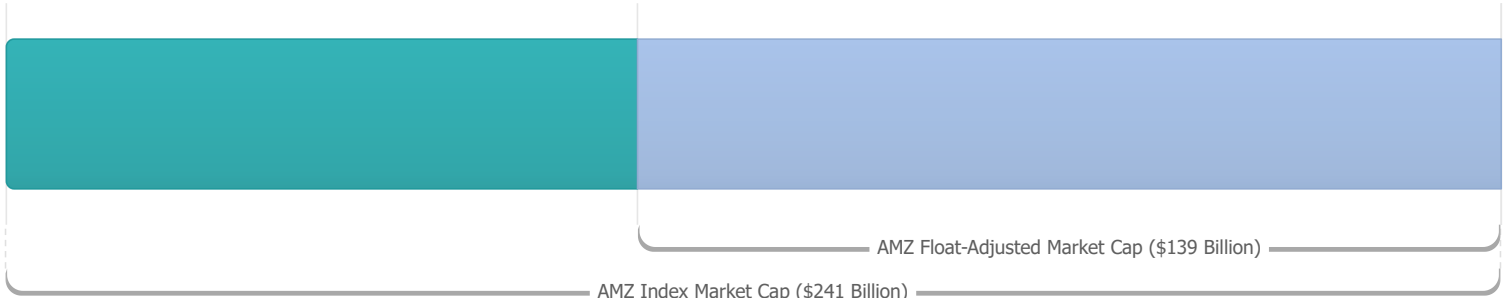
Yields



Sector Weightings



Market Capitalization



Comparable Market Indices

	AMZ	REITs	Utilities	SNR500
Correlation to AMZ	1.00	0.37	0.28	0.50
Value of \$1,000 Invested	\$1,279	\$1,714	\$2,044	\$3,230
% Positive Months	53.3%	58.3%	60.0%	68.3%
Standard Deviation	30.9%	17.6%	15.0%	15.3%
Sharpe Ratio	0.22	0.36	0.51	0.81

Top 10 Constituents

Company Name	Sector	Ticker	Market Cap (millions)	Index Weight	Yield
Energy Transfer LP	Pipeline Transportation Natural Gas	ET	\$52,975	10.4%	8.1%
MPLX LP	Pipeline Transportation Petroleum	MPLX	\$42,248	10.4%	8.1%
Plains All American Pipeline LP	Pipeline Transportation Petroleum	PAA	\$13,304	10.3%	7.4%
Enterprise Products Partners LP	Pipeline Transportation Natural Gas	EPD	\$60,884	10.1%	7.3%
Western Midstream Partners LP	Gathering & Processing	WES	\$12,974	10.0%	10.3%
EnLink Midstream LLC	Gathering & Processing	ENLC	\$7,081	7.8%	3.9%
Sunoco LP	Marketing & Distribution	SUN	\$5,677	7.3%	6.0%
Hess Midstream LP	Gathering & Processing	HESM	\$8,109	6.3%	7.6%
NuStar Energy LP	Pipeline Transportation Petroleum	NS	\$2,856	6.1%	7.1%
Cheniere Energy Partners LP	Liquefaction	CQP	\$23,452	4.5%	6.4%
Total:			\$229,561	83.1%	

About VettaFi

VettaFi, a data, analytics, and thought leadership company, is transforming financial services from an industry to a community — one relationship at a time. In addition to providing interactive online tools and research, VettaFi offers asset managers an array of indexing and digital distribution solutions to innovate and scale their businesses. With billions in assets benchmarked to its indices – and more than 200 customers globally – asset managers look to VettaFi for benchmarks and best-in-class index solutions. VettaFi owns and administers the Alerian Index Series.

It is not possible to invest directly in an index. Index performance does not reflect the deduction of any fees or expenses. VettaFi does not sponsor, endorse, sell, or promote any investment product linked to or based on the Alerian Index Series. Real Estate Investment Trusts (REITs) are represented by the S-Network US Composite REIT Index to measure the performance of larger and more frequently traded equity REITs. The SNR500 is a capitalization-weighted index of 500 stocks designed to measure performance of the broad domestic economy. Utilities are represented by a composite of utility stocks in the SNR500 Index. Performance is provided on a total-return basis. Correlation is based on monthly data over the trailing 3-year period. Percentage of positive months, standard deviation, value of \$1,000, and Sharpe ratio comparisons are based on monthly data over the trailing 10-year period. For sector weighting purposes, constituents are classified according to the business in which they generate the most distributable cash flow. The Alerian MLP Index is the exclusive property of VettaFi, which shall have no liability for any errors or omissions in calculating the Index.