

# SNE500 / S-Network Developed Europe 500 Index

Index fact sheet as of April 30, 2024

## SNE500 Facts

### Ticker

Price Return: SNE500

Total Return: SNE500T

Net Total Return: SNE500NT

### Index Launch

May 08, 2014

### Base Value

1,004.12 on December 31, 1999

### Index Calculation

Every fifteen (15) seconds

### Reconstitution Dates

Every 3rd Friday of June and  
December

### Rebalancing Dates

Every 3rd Friday of March, June,  
September and December

### Index Rules

Available at [vettafi.com](https://vettafi.com)

## Portfolio Characteristics

Number of Companies: 498

Company Size by Market  
Capitalization (millions):

Average: \$28,104

Median: \$12,546

Largest: \$444,500

Smallest: \$503

## Performance Data

3 Month: 4.0%

6 Month: 20.5%

YTD: 3.8%

1 Year: 10.3%

Annualized 3 Year: 5.0%

Annualized 5 Year: 8.0%

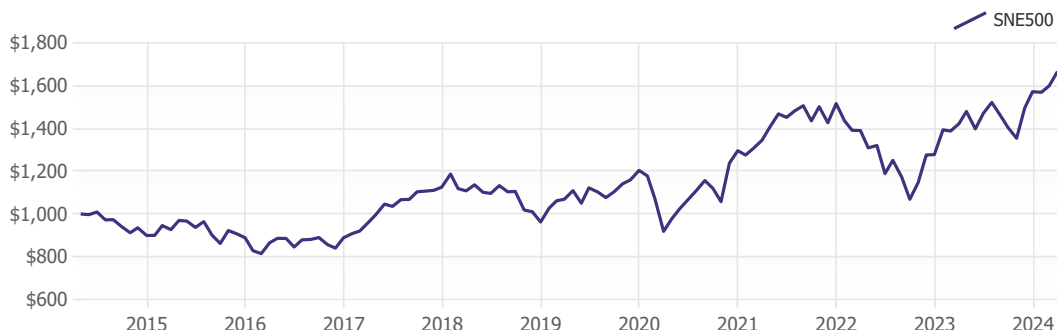
Annualized 10 Year: 5.0%

Standard Deviation: 16.4%

Sharpe Ratio: 0.35

The S-Network Developed International Benchmark Indexes is an index family designed to provide accurate coverage of developed markets outside of the United States. The index family represents over 85% of the market capitalization of developed markets outside the United States. The S-Network Developed Europe 500 Index represents the 500 largest European stocks.

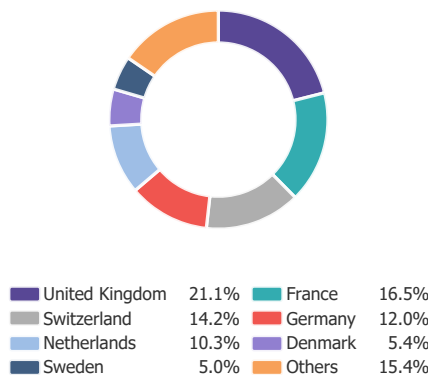
## Performance of \$1,000 invested



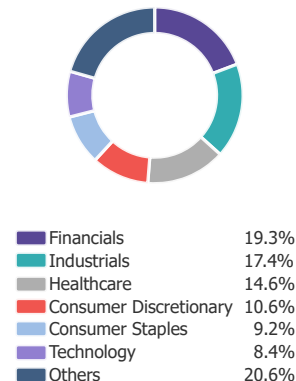
## Top 10 Constituents

Company Name	Sector	Ticker	Index Weight
Novo Nordisk A/S	Healthcare	NOVOB DC	3.8%
ASML Holding N.V.	Technology	ASML NA	3.2%
Nestle SA	Consumer Staples	NESN SW	2.4%
Shell PLC	Energy	SHELL NA	2.1%
AstraZeneca PLC	Healthcare	AZN LN	2.0%
LVMH Moet Hennessy Vuitton SE	Consumer Discretionary	MC FP	1.9%
Novartis AG	Healthcare	NOVN SW	1.7%
SAP SE	Technology	SAP GR	1.7%
Roche Holdings AG	Healthcare	ROG SW	1.6%
HSBC Holdings PLC	Financials	5 HK	1.5%
Total:			21.7%

## Country Weightings



## Sector Weightings



VettaFi, a data, analytics, and thought leadership company, is transforming financial services from an industry to a community — one relationship at a time. In addition to providing interactive online tools and research, VettaFi offers asset managers an array of indexing and digital distribution solutions to innovate and scale their businesses. With billions in assets benchmarked to its indices — and more than 200 customers globally — asset managers look to VettaFi for benchmarks and best-in-class index solutions. VettaFi owns and administers S-Network Global indexes.

It is not possible to invest directly in an index. Index performance does not reflect the deduction of any fees or expenses. VettaFi does not sponsor, endorse, sell, or promote any investment product linked to or based on the S-Network Developed Europe 500 Index. Performance is provided on a total-return basis. Correlation is based on monthly data over the trailing 120 month period. Percentage of positive months, standard deviation, value of \$1,000, and Sharpe ratio comparisons are based on monthly data over the trailing 120 month period. The S-Network Developed Europe 500 Index is the exclusive property of VettaFi, which shall have no liability for any errors or omissions in calculating the Index.