

# VFIN / VettaFi India Large/Mid Cap Index

Index fact sheet as of April 30, 2024

## VFIN Facts

### Ticker

Price Return: VFIN  
Total Return: VFING  
Net Total Return: VFINN

### Index Launch

November 29, 2023

### Base Value

1,000 on December 15, 2000

### Index Calculation

Every fifteen (15) seconds

### Reconstitution Dates

Every 3rd Friday of March and  
September

### Rebalancing Dates

Every 3rd Friday of March, June,  
September and December

### Index Rules

Available at [vettafi.com](https://vettafi.com)

## Portfolio Characteristics

Number of Companies: 146

Company Size by Market  
Capitalization (millions):

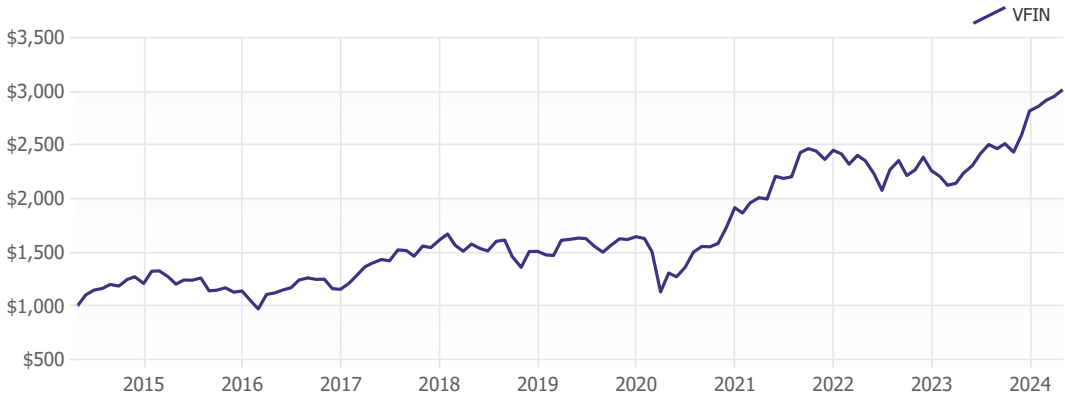
Average: \$22,447  
Median: \$12,452  
Largest: \$237,681  
Smallest: \$2,896

## Performance Data

3 Month: 5.4%  
6 Month: 23.9%  
YTD: 7.0%  
1 Year: 34.8%  
Annualized 3 Year: 14.7%  
Annualized 5 Year: 13.2%  
Annualized 10 Year: 11.6%  
Standard Deviation: 19.1%  
Sharpe Ratio: 0.65

The VettaFi Indonesia Large/Mid Cap Country Index represents the investment opportunity in the Large/Mid Cap segment of Indonesia's market.


## Performance of \$1,000 invested



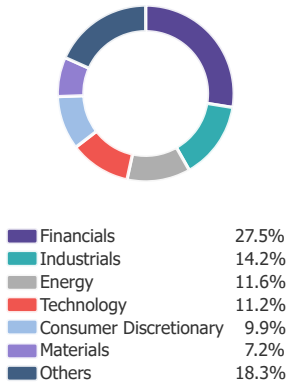
## Top 10 Constituents

Company Name	Sector	Ticker	Index Weight
Reliance Industries Ltd.	Energy	RELIANCE IN	8.0%
HDFC Bank Ltd.	Financials	HDFCBANK IN	6.9%
ICICI Bank Ltd.	Financials	ICICIBANK IN	4.8%
Infosys Ltd.	Technology	INFY IN	4.1%
Larsen & Toubro Ltd.	Industrials	LT IN	3.4%
Tata Consultancy Services Ltd.	Technology	TCS IN	3.1%
Bharti Airtel Ltd.	Media & Communications	BHARTIARTL IN	2.4%
ITC Ltd.	Industrials	ITC IN	2.2%
Axis Bank Ltd.	Financials	AXISBANK IN	2.1%
Kotak Mahindra Bank Ltd.	Financials	KOTAKBANK IN	1.8%
Total:			38.8%

## Market Capitalization



## Sector Weightings



VettaFi, a data, analytics, and thought leadership company, is transforming financial services from an industry to a community — one relationship at a time. In addition to providing interactive online tools and research, VettaFi offers asset managers an array of indexing and digital distribution solutions to innovate and scale their businesses. With billions in assets benchmarked to its indices — and more than 200 customers globally — asset managers look to VettaFi for benchmarks and best-in-class index solutions.

It is not possible to invest directly in an index. Index performance does not reflect the deduction of any fees or expenses. VettaFi does not sponsor, endorse, sell, or promote any investment product linked to or based on the VettaFi India Large/Mid Cap Index. Performance is provided on a total-return basis. Correlation is based on monthly data over the trailing 20-month period. Percentage of positive months, standard deviation, value of \$1,000, and Sharpe ratio comparisons are based on monthly data over the trailing 120-month period. The VettaFi India Large/Mid Cap Index is the exclusive property of VettaFi, which shall have no liability for any errors or omissions in calculating the Index.