

VFDW / VettaFi Developed World Index

Index fact sheet as of April 30, 2024

VFDW Facts

Ticker

Price Return: VFDW
Total Return: VFDWG
Net Total Return: VFDWN

Index Launch

October 02, 2023

Base Value

1,000 on December 15, 2000

Index Calculation

Every fifteen (15) seconds

Reconstitution Dates

Every 3rd Friday of March and
September

Rebalancing Dates

Every 3rd Friday of March, June,
September and December

Index Rules

Available at vettafi.com

Portfolio Characteristics

Number of Companies: 1,474

Company Size by Market
Capitalization (millions):

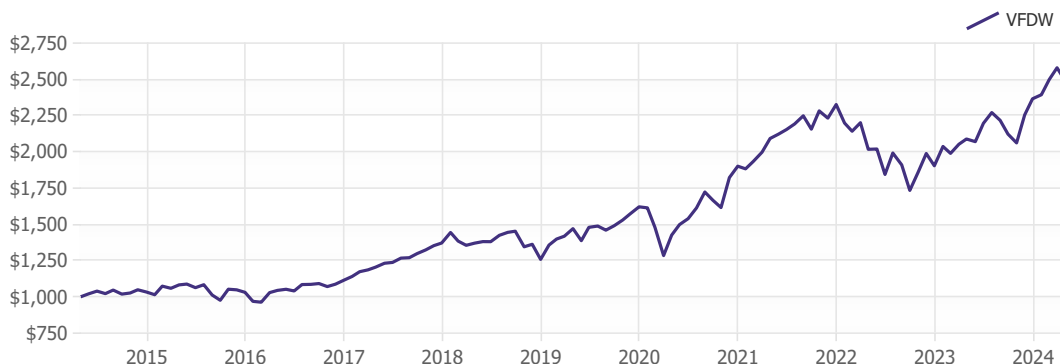
Average: \$46,237
Median: \$18,039
Largest: \$2,892,892
Smallest: \$503

Performance Data

3 Month: 3.8%
6 Month: 20.5%
YTD: 5.0%
1 Year: 18.9%
Annualized 3 Year: 5.9%
Annualized 5 Year: 11.0%
Annualized 10 Year: 9.5%
Standard Deviation: 15.0%
Sharpe Ratio: 0.65

The VettaFi Developed World Equity Index Family is an index family designed to provide accurate coverage of developed markets. The index family is float-market cap weighted and targets each of its countries large midcap market cap space.

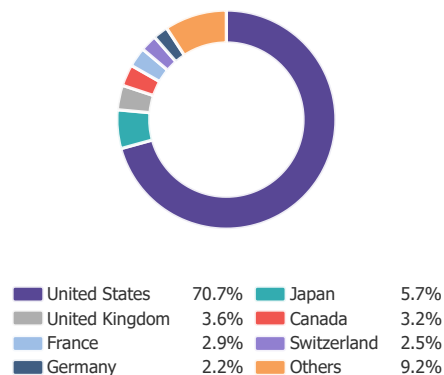
Performance of \$1,000 invested



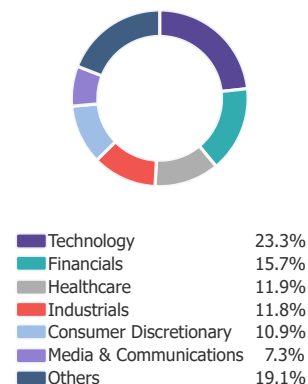
Top 10 Constituents

Company Name	Sector	Ticker	Index Weight
Microsoft Corporation	Technology	MSFT	4.6%
Apple Inc.	Technology	AAPL	4.2%
NVIDIA Corp.	Technology	NVDA	3.3%
Alphabet Inc.	Media & Communications	GOOGL	2.9%
Amazon.com Inc.	Consumer Discretionary	AMZN	2.6%
Meta Platforms Inc	Media & Communications	META	1.5%
Eli Lilly & Co.	Healthcare	LLY	1.1%
Berkshire Hathaway Inc.	Financials	BRK/B	1.0%
Broadcom Inc	Technology	AVGO	0.9%
JPMorgan Chase & Co.	Financials	JPM	0.9%
Total:			23.0%

Country Weightings



Sector Weightings



VettaFi, a data, analytics, and thought leadership company, is transforming financial services from an industry to a community — one relationship at a time. In addition to providing interactive online tools and research, VettaFi offers asset managers an array of indexing and digital distribution solutions to innovate and scale their businesses. With billions in assets benchmarked to its indices — and more than 200 customers globally — asset managers look to VettaFi for benchmarks and best-in-class index solutions.

It is not possible to invest directly in an index. Index performance does not reflect the deduction of any fees or expenses. VettaFi does not sponsor, endorse, sell, or promote any investment product linked to or based on the VettaFi Developed World Index. Performance is provided on a total-return basis. Correlation is based on monthly data over the trailing 120 month period. Percentage of positive months, standard deviation, value of \$1,000, and Sharpe ratio comparisons are based on monthly data over the trailing 120 month period. The VettaFi Developed World Index is the exclusive property of VettaFi, which shall have no liability for any errors or omissions in calculating the Index.